

THE REVIEW



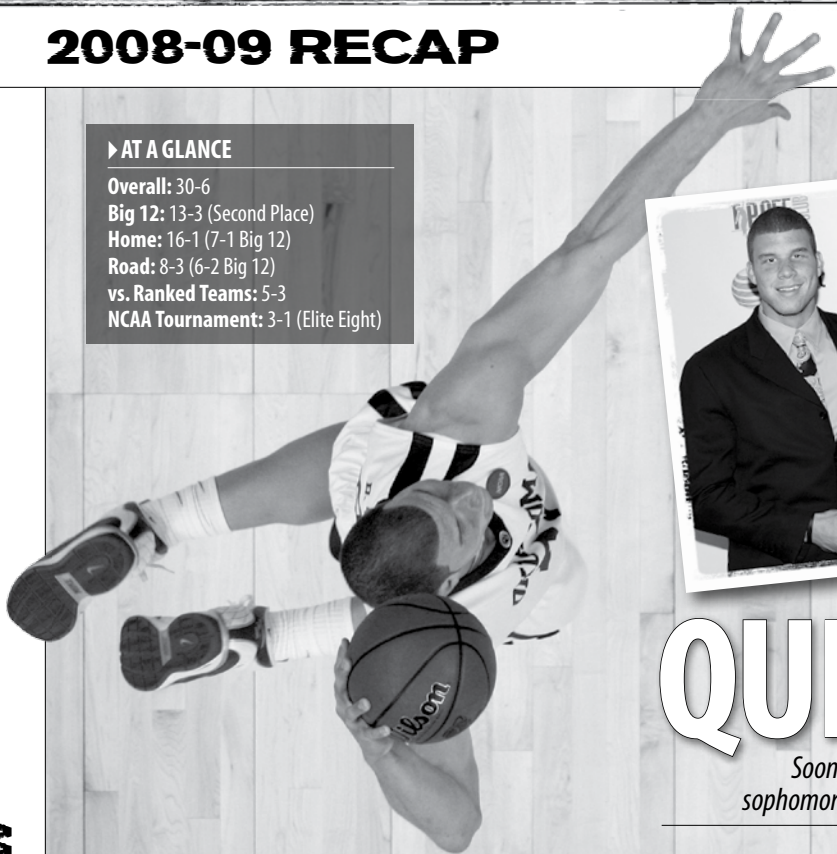
▶ 2008-09 National
Player of the Year
Blake Griffin

OKLAHOMA
BASKETBALL

2008-09 RECAP

▶ AT A GLANCE

Overall: 30-6
Big 12: 13-3 (Second Place)
Home: 16-1 (7-1 Big 12)
Road: 8-3 (6-2 Big 12)
vs. Ranked Teams: 5-3
NCAA Tournament: 3-1 (Elite Eight)



QUITE A YEAR

Sooners make run to Elite Eight, finish 30-6 behind sophomore runaway National Player of the Year Blake Griffin

THE REVIEW

In his third year as Oklahoma's head coach, **Jeff Capel** guided the 2008-09 Sooners to one of the most successful seasons in school history. OU compiled a 30-6 overall record and a 13-3 Big 12 Conference mark (second place), and reached the Elite Eight of the NCAA Tournament as a No. 2 seed before losing to eventual national champion North Carolina. The campaign was also filled with tremendous individual accomplishment and was punctuated by sophomore forward **Blake Griffin** sweeping national player of the year honors. A list of team and individual achievements are below.

- ▶ Oklahoma's 30-6 record marked the fifth 30-win campaign in school history. Its .833 winning percentage tied as its fifth best in the last 80 years.
- ▶ The Sooners posted their 28th consecutive winning season (the longest streak among Big 12 schools and second longest nationally).
- ▶ OU advanced to the NCAA Tournament for the 13th time in the last 15 years and for the 22nd time in the last 27 seasons. Only Arizona (25), Duke (25), Kansas (25), North Carolina (25) and Indiana (23) have participated in more NCAA Tournaments over the last 27 years.
- ▶ The team's NCAA Tournament Elite Eight appearance was the seventh in school history and third in the last eight seasons.
- ▶ The Sooners' 30 wins gave the program at least 20 victories for the 11th time in the last 12 campaigns. OU has averaged 24.1 wins over the last 12 years.
- ▶ The team's 13-3 record in Big 12 Conference play tied the 2001-02 squad for best in school history. OU finished one game out of first place in the league race.
- ▶ The Sooners reached the No. 2 spot in the AP and ESPN/USA Today top-25 polls for three weeks in February. It was their highest ranking since the 1989-90 season. They spent all but the first three weeks of last season in the top 10 of both polls and finished No. 7 in each.
- ▶ OU won its first 12 games of the season, good for the fourth-best start in school history. After a Dec. 30 loss at Arkansas, the Sooners reeled off 13 more wins to improve to 25-1. It marked the best one-loss start in the history of the program and the second best in the history of the Big 12 (Kansas was 34-1 in 1996-97).
- ▶ Oklahoma won its first 11 Big 12 games, giving the program its best start in conference play since the 1984-85 team also went 11-0 to open Big Eight play.
- ▶ The Sooners' .492 season field goal percentage ranked No. 2 nationally and represented their best in 21 seasons.
- ▶ OU held teams to a combined .398 field goal mark, the program's lowest opponent figure in 48 years.
- ▶ Oklahoma posted an 11-1 record against non-conference opponents that won at least 20 games last season.

GRIFFIN SWEEPS NATIONAL PLAYER OF THE YEAR HONORS

Sophomore forward **Blake Griffin**, who was named the Big 12 Player of the Year by league head coaches and was a unanimous first-team choice for the all-league squad, swept national player of the year honors. The 6-10, 251-pounder averaged 22.7 points and 14.4 rebounds per game while shooting .654 from the field, all Big 12 bests. Nationally, he ranked first in rebounding and double-doubles (30), second in field goal percentage and 11th in scoring. He also averaged 2.3 assists per game, more than any other Big 12 player taller than 6-foot-5. To boot, Griffin ranked fifth in the league with his 1.2 blocked shots per game and ranked third on OU with his 1.2 steals average. Griffin, who is OU's second Big 12 Player of the Year (**Hollis Price** was named AP Big 12 Player of the Year in 2003), set several OU and Big 12 records this season.

- ▶ Griffin obliterated the school and Big 12 records for rebounds in a season with his 504 boards.
- ▶ **Wayman Tisdale** held the former OU record with 378 in 1984-85 while Kansas' **Drew Gooden** (423 in 2001-02) held the former Big 12 single-season mark. Griffin's rebound total was the highest by any player nationally since **Larry Bird** grabbed 505 in 1978-79.
- ▶ Griffin set school and Big 12 single-season records for rebounds per game with his 14.4 average. The previous OU record was 13.3 by Alvan Adams (set in 1974-75) while the previous Big 12 record was 12.4 by Kansas State's **Michael Beasley** (set in 2007-08). Griffin's 14.3 rebounds per Big 12 game also set a league record (Texas' **Kevin Durant** averaged 12.5 in 2006-07).
- ▶ Griffin's 215 boards in Big 12 play set a league record, and that was with him missing a game and a half due to a concussion. Durant held the previous mark with 200 in 2007.



2008-09 RECAP

- ▶ Griffin's 30 double-doubles represented single-season school and Big 12 records. **Alvan Adams** (1973-74) and **Garfield Heard** (1969-70) held the previous OU mark with 21. **Michael Beasley** registered 28 in 2007-08 for Kansas State.
- ▶ With a .654 season field goal mark, Griffin set OU and Big 12 records. **Al Beal** (.627 in 1978-79) held the OU record while Colorado's **David Harrison** (.631 in 2003-04) owned the Big 12 mark.
- ▶ Griffin set the OU career record for field goal percentage (minimum of 500 attempts) with a .618 figure. The old mark was .578 by Tisdale.
- ▶ Griffin recorded three games of at least 20 points and 20 rebounds on the season, a Big 12 record. Only one other league player (Beasley had two) has ever recorded more than one such outing in a career.
- ▶ Griffin attempted 324 free throws on the year, breaking **Stacey King's** former school record of 294 in 1988-89 and Beasley's old Big 12 record of 279. Griffin also set the OU single-season mark for free throw attempts per game with 9.3 (King averaged 8.9 in 1988-89).
- ▶ Griffin's 40 points and 23 rebounds against Texas Tech Feb. 14 represent the only 40/20 game in Big 12 history. His 23 boards tied the most ever in a league contest (Durant in 2006-07 and Kansas' **Nick Collison** in 2002-03 also grabbed 23 boards in a Big 12 game).
- ▶ Griffin recorded a Big 12-record 15 games of at least 20 points and 15 rebounds. The former record was seven in a season (Durant in 2006-07 and Beasley in 2007-08).
- ▶ Griffin earned six Big 12 Player of the Week awards last season, tying a league record.

MORE GRIFFIN

- ▶ Blake Griffin's 14.4 rebounds per game were the highest average nationally since **Tim Duncan** pulled down 14.7 a contest for Wake Forest in 1996-97. He led OU in rebounding 31 times in his 35 games.
- ▶ Griffin became the first Sooner to grab at least 18 rebounds in four straight games (he did it the first four games of the year). He also became the first player in Big 12 Conference history to record back-to-back games of at least 20 points and 20 boards.
- ▶ Griffin's 40 points against Texas Tech Feb. 14 were the most by a Sooner in 15 seasons while his 23 rebounds in the same contest were the most in 20 years.
- ▶ In four NCAA Tournament games, Griffin averaged 28.5 points, 15.0 rebounds and 2.3 assists while shooting .780 from the field. His 33 points and 17 rebounds against Michigan accounted for the NCAA Tournament's first 30/15 game since 2003.
- ▶ Griffin logged at least two assists in 26 games. His 16 games of at least three handouts broke his own school record for players standing at least 6-foot-10.
- ▶ Griffin finished the year with team highs of 90 dunks (2.6 average) and 13 charges taken.


WARREN NAMED UNANIMOUS BIG 12 FRESHMAN OF THE YEAR, FRESHMAN ALL-AMERICAN

Guard **Willie Warren** assembled one of the most productive freshman seasons in OU history, and his postseason accolades confirmed that. Warren was the unanimous choice as Big 12 Freshman of the Year by the league's head coaches and was a first-team freshman All-American by nearly every outlet that picked such a squad, including Athlon Sports

2008-09 BIG 12 CONFERENCE STANDINGS

(IN ORDER OF BIG 12 CHAMPIONSHIP SEED)

	Conference			Overall		
	W	L	Pct.	W	L	Pct.
1. Kansas	14	2	.875	27	8	.771
2. Oklahoma	13	3	.813	30	6	.833
3. Missouri	12	4	.750	31	7	.816
4. Kansas State	9	7	.563	22	12	.647
Texas	9	7	.563	23	12	.657
Texas A&M	9	7	.563	24	10	.706
Oklahoma State	9	7	.563	23	12	.657
8. Nebraska	8	8	.500	18	13	.581
9. Baylor	5	11	.313	24	15	.615
10. Iowa State	4	12	.250	15	17	.469
11. Texas Tech	3	13	.188	14	19	.424
12. Colorado	1	15	.063	9	22	.290



▶ The only player in OU history to score more points as a true freshman than **Willie Warren** did last year (510) was **Wayman Tisdale** in 1982-83.

which named him national freshman of the year. The 6-4, 207-pounder averaged 14.6 points and 3.1 assists in 31.3 minutes per game to rank second on the team in all three categories. He also made a team-high 67 3-pointers and shot a team-best .372 from behind the arc. Here are more notes on Warren's 2008-09 season...

- ▶ Warren started 34 games on the year, one more than the previous OU freshman record of 33 by **Kevin Bookout** in 2002-03.
- ▶ Warren's 14.6 scoring average was easily the highest among Big 12 freshmen (Kansas' **Tyshawn Taylor** ranked second at 9.7 ppg).
- ▶ Warren recorded seven games of at least 20 points, the most by an OU true freshman since **Tim McCalister** recorded nine of them in 1983-84. Warren registered at least 27 points four times and broke the 30-point barrier twice to become the first OU true freshman since McCalister to record multiple 30-point outings.
- ▶ The Fort Worth, Texas, product finished the year ranked third on OU's all-time freshman scoring chart (525 points), sixth in points per game (14.6), first in 3-pointers (67), fourth in free throws made (114) and attempted (146), fifth in assists (113) and fifth in steals (41).
- ▶ Warren ranked 13th in the Big 12 in scoring and 12th in free throw percentage (.781).
- ▶ Warren shot .273 from 3-point range over OU's first 10 games (12-for-44) but posted a .404 figure over the last 26 games. He made at least two 3-pointers in a contest 17 times and at least three treys eight times (his high was seven at Arkansas).
- ▶ Warren was especially effective in the Sooners' 11 true road games, averaging 17.0 points and 3.8 assists while shooting .460 from 3-point range (29-for-63).
- ▶ Warren was named Big 12 Rookie of the Week seven times (one shy of the record).

NCAA TOURNAMENT REVIEW

▶ The South Region's No. 2 seed, Oklahoma advanced to the NCAA Tournament Elite Eight for the seventh time in school history and third time in the last eight years. The Sooners beat No. 15 seed Morgan State (82-54) and No. 10 seed Michigan (73-63) in Kansas City. In the regional semifinals in Memphis, they downed No. 3 seed Syracuse (84-71) before falling to No. 1 seed and eventual national champion North Carolina in the regional final (72-60).

2008-09 RECAP

- ▶ The Sooners shot .519 from the field over their four outings and held opponents to a .398 figure. The 3-point shot was not as kind, however, as OU posted a .296 mark from long range (as opposed to a .631 mark from inside the arc).
- ▶ **Blake Griffin** was the NCAA Tournament's most effective player statistically, registering double-doubles in all four contests and averaging 28.5 points, 15.0 rebounds and 2.3 assists while shooting a gaudy .780 from the field.
- ▶ Griffin finished with 28 points and 13 rebounds against Morgan State, 33 points and 17 boards against Michigan, 30 points and 14 rebounds versus Syracuse and 23 points and 16 caroms against North Carolina.
- ▶ Griffin's 14 field goals and 17 rebounds versus Michigan tied OU NCAA Tournament records, while his 33 points were the fifth most in school NCAA Tournament history.
- ▶ Griffin became the first player since Houston's **Elvin Hayes** in 1968 to register at least 91 points and 44 rebounds over their first three games of an NCAA Tournament.
- ▶ In OU's first-round win over Morgan State, Blake and **Taylor Griffin** combined for 46 of the team's 82 points and went a combined 18-for-20 from the field (.900). Blake was 11-for-12 while Taylor was 8-for-9.
- ▶ Against Syracuse in the regional semifinals, **Tony Crocker** scored a career-high 28 points on 9-for-17 field goal and 6-for-11 3-point shooting. Crocker, who was 1-for-15 from 3-point range and totaled 21 points over OU's five previous outings, snapped a seven-game streak of single-digit scoring.
- ▶ The Sooners used a 28-5 run at the end of the first half and start of the second to open a 56-29 lead in their victory over Syracuse. OU never trailed in the contest and knocked off an Orange squad that had won nine of its previous 10 games.
- ▶ After shooting .544 from the field over their first three NCAA Tournament games, Oklahoma shot .444 against North Carolina. It also posted a season-low .105 (2-for-19) mark from 3-point territory.

OFFENSIVE NOTES

- ▶ The Sooners were held under 70 points just six times in 36 games (60, 61, 64, 68, 69 and 69) and averaged 78.7 points per game on the year. It was their highest scoring average in 13 seasons (averaged 79.0 in 1995-96).
- ▶ OU shot .400 or better from 3-point range in 11 of its final 20 games. It ranked second in Big 12 play with a .392 3-point mark.
- ▶ In OU's 15 regular season non-league games, **Austin Johnson** averaged 6.6 points and was 13-for-47 (.277) from 3-point range. In 16 Big 12 games, he averaged 10.6 points and was 26-for-65 (.400) from long range. Johnson earned honorable mention all-conference honors.
- ▶ Despite a modest .675 team free throw percentage (it ranked ninth in the Big 12), Oklahoma made just two fewer foul shots (627) than its opponents attempted (629). OU shot 300 more free throws than its foes, good for an average of 8.3 more per game.

DEFENSIVE NOTES

- ▶ Oklahoma ranked second in the Big 12 (all games) with its .398 field goal percentage defense. The last time OU held opponents to a lower collective figure for an entire season was 48 years earlier (.377 in 1960-61).
- ▶ OU held 16 of its 36 opponents to a sub-.400 field goal mark (13 under a .360 figure).
- ▶ Oklahoma ranked third in the Big 12 with its 4.3 blocked shots per contest. **Juan Pattillo** ranked third in league play with his 1.3 rejections per outing, while **Blake Griffin** ranked fifth (1.1) and **Taylor Griffin** seventh (1.0). Point guard **Austin Johnson** had 28 blocks in 36 outings on the year (ranked 14th in the Big 12) for the highest average (0.8) among league guards.

MISCELLANEOUS NOTES

- ▶ The Sooners were 30-4 last year in games **Blake Griffin** did not miss any time due to injury. He played only 11 minutes in a Feb. 21 loss at Texas due to a first-half concussion and missed the following game against Kansas (also a loss).
- ▶ Griffin averaged 26.7 points and 17.2 rebounds over his last nine full games (not including the Feb. 21 Texas game when he played 11 minutes). He was 96-for-133 (.722) from the field in those nine outings.
- ▶ Discounting the aforementioned game at Texas, Griffin registered a double-double in each of his last 16 outings.
- ▶ Over the final nine games, **Taylor Griffin** averaged 11.8 points and 5.8 boards while shooting .586 from the floor.
- ▶ The Griffin brothers combined for 55 percent of OU's individual rebounds on the season and shot a combined .586 from the field. One of the two led the team in rebounding in 35 of 36 games (**Ryan Wright** paced the Sooners with seven boards Feb. 23 against Kansas when Blake Griffin did not play).
- ▶ OU was 27-1 last year when outshooting its opponent and 3-5 when being outshot.
- ▶ In Big 12 play, Oklahoma led the league in field goal percentage (.499) and ranked second in 3-point field goal percentage (.392). It ranked second in field goal percentage defense (.413) and third in 3-point field goal percentage defense (.332).
- ▶ Five Sooners scored at least 20 points in a game last season. **Blake Griffin** did it a team-high 24 times and was followed by **Willie Warren** (seven times), **Tony Crocker** (four times), **Taylor Griffin** and **Austin Johnson** (once each).
- ▶ Oklahoma used the same starting lineup in 33 of its 36 games last year (Blake and Taylor Griffin, Crocker, Warren, Johnson).
- ▶ The Sooners were 11-1 on the year against non-conference foes that won at least 20 games (wins against American, Davidson, Michigan, Morgan State, Purdue, Syracuse, Tulsa, UAB, USC, Utah and VCU, and a loss to North Carolina).



▶ The Sooners won the 16-team NIT Season Tip-Off title at Madison Square Garden in November. OU rallied to beat No. 10 Purdue in overtime, 87-82, in the championship game.

OVERALL STATISTICS

ALL GAMES

Player	G-GS	MIN-AVG	FG-FGA	PCT	3G-GA	PCT	FT-FTA	PCT	— REBOUNDS —			PF-D	A	TO	BK	ST	PTS	AVG
									OFF-DEF-TOT	AVG	PF-D							
Blake Griffin	35-35	1165-33.3	300-459	.654	3-8	.375	191-324	.590	135-369-504	14.4	89-1	80	116	41	39	794	22.7	
Willie Warren*	36-34	1128-31.3	172-364	.473	67-180	.372	114-146	.781	18-62-80	2.2	81-3	113	80	2	41	525	14.6	
Tony Crocker*	36-36	1040-28.9	113-287	.394	59-169	.349	61-79	.772	37-77-114	3.2	80-0	50	64	7	36	346	9.6	
Taylor Griffin	36-36	1081-30.0	125-233	.536	5-14	.357	91-130	.700	82-128-210	5.8	100-4	48	62	36	47	346	9.6	
Austin Johnson	36-36	1125-31.3	105-248	.423	44-127	.346	57-73	.781	21-87-108	3.0	65-0	140	59	28	47	311	8.6	
Juan Pattillo	18-0	270-15.0	43-78	.551	0-0	.000	26-35	.743	27-38-65	3.6	33-1	5	30	19	7	112	6.2	
Cade Davis*	35-1	510-14.6	51-133	.383	40-116	.345	21-32	.656	10-50-60	1.7	52-2	33	12	3	13	163	4.7	
Ray Willis*	16-0	103-6.4	16-43	.372	7-21	.333	14-18	.778	10-13-23	1.4	5-0	2	10	0	4	53	3.3	
Kyle Cannon	9-0	61-6.8	6-21	.286	2-9	.222	3-4	.750	5-11-16	1.8	9-0	2	2	0	1	17	1.9	
Omar Leary	34-1	342-10.1	19-54	.352	15-43	.349	10-12	.833	4-22-26	0.8	29-0	38	17	0	7	63	1.9	
Ryan Wright*	32-1	260-8.1	14-41	.341	0-0	.000	30-52	.577	25-41-66	2.1	45-0	2	23	11	6	58	1.8	
Orlando Allen*	19-0	87-4.6	15-26	.577	0-0	.000	4-10	.400	10-6-16	0.8	19-0	0	5	9	1	34	1.8	
Beau Gerber*	13-0	26-2.0	3-5	.600	0-0	.000	2-2	1.000	4-5-9	0.7	6-0	2	3	0	0	8	0.6	
T.J. Franklin*	12-0	27-2.3	0-5	.000	0-2	.000	3-12	.250	2-5-7	0.6	2-0	6	9	0	0	3	0.3	
TEAM									45-53-98	2.7	1		8					
Oklahoma	36	7225	982-1997	.492	242-689	.351	627-929	.675	435-967-1402	38.9	616-11	521	500	156	249	2833	78.7	
Opponents	36	7225	868-2182	.398	261-769	.339	433-629	.688	456-745-1201	33.4	770-31	430	456	73	234	2430	67.5	

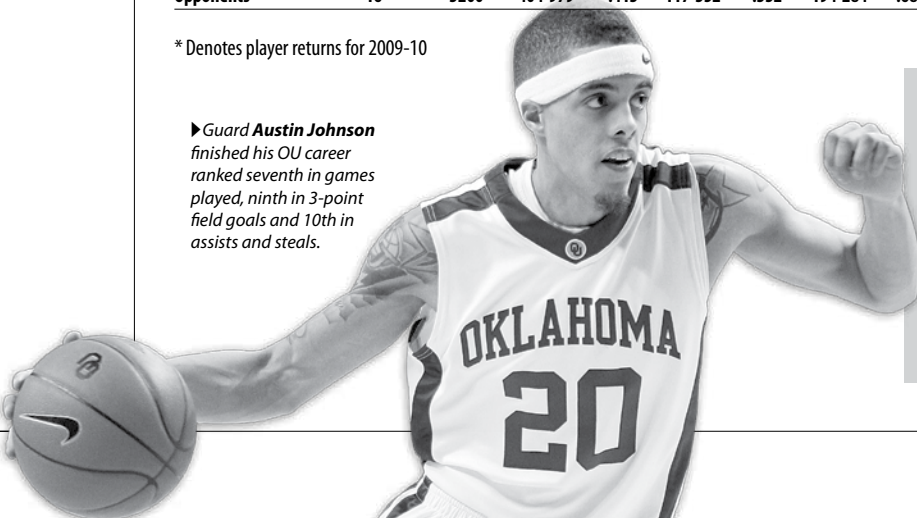
SCORE BY PERIODS	1st	2nd	OT	Total
Oklahoma	1332	1488	13	2833
Opponents	1095	1327	8	2430

BIG 12 GAMES

Player	G-GS	MIN-AVG	FG-FGA	PCT	3G-GA	PCT	FT-FTA	PCT	— REBOUNDS —			PF-D	A	TO	BK	ST	PTS	AVG
									OFF-DEF-TOT	AVG	PF-D							
Blake Griffin	15-15	506-33.7	131-214	.612	1-3	.333	69-126	.548	62-153-215	14.3	39-0	34	56	17	13	332	22.1	
Willie Warren*	16-14	517-32.3	69-151	.457	28-73	.384	47-59	.797	6-35-41	2.6	36-1	50	37	1	16	213	13.3	
Austin Johnson	16-16	533-33.3	57-135	.422	26-65	.400	29-39	.744	7-45-52	3.3	26-0	58	27	11	15	169	10.6	
Taylor Griffin	16-16	464-29.0	62-110	.564	4-8	.500	37-45	.822	34-52-86	5.4	44-1	27	28	16	16	165	10.3	
Tony Crocker*	16-16	477-29.8	43-107	.402	23-60	.383	28-37	.757	15-39-54	3.4	39-0	20	33	2	12	137	8.6	
Juan Pattillo	13-0	207-15.9	34-62	.548	0-0	.000	24-30	.800	21-30-51	3.9	28-1	5	23	17	6	92	7.1	
Cade Davis*	16-1	214-13.4	22-50	.440	17-41	.415	8-13	.615	3-20-23	1.4	26-1	16	7	2	6	69	4.3	
Omar Leary	16-1	144-9.0	9-25	.360	8-21	.381	7-8	.875	2-9-11	0.7	10-0	17	8	0	1	33	2.1	
Ryan Wright*	14-1	106-7.6	5-11	.455	0-0	.000	8-19	.421	10-17-27	1.9	19-0	1	5	4	1	18	1.3	
Kyle Cannon	2-0	5-2.5	1-3	.333	0-2	.000	0-0	.000	0-2-2	1.0	2-0	0	0	0	0	2	1.0	
Orlando Allen*	7-0	14-2.0	3-4	.750	0-0	.000	0-0	.000	1-1-2	0.3	4-0	0	2	0	0	6	0.9	
Beau Gerber*	5-0	4-0.8	1-1	1.000	0-0	.000	0-0	.000	1-1-2	0.4	1-0	0	0	0	0	2	0.4	
T.J. Franklin*	3-0	6-2.0	0-1	.000	0-0	.000	1-2	.500	0-0-0	0.0	1-0	1	3	0	0	1	0.3	
Ray Willis*	3-0	3-1.0	0-1	.000	0-0	.000	0-0	.000	0-1-1	0.3	0-0	0	0	0	0	0	0.0	
TEAM									20-25-45	2.8	0		4					
Oklahoma	16	3200	437-875	.499	107-273	.392	258-378	.683	182-430-612	38.2	275-4	229	233	70	86	1239	77.4	
Opponents	16	3200	404-979	.413	117-352	.332	194-284	.683	197-325-522	32.6	344-12	195	178	35	96	1119	69.9	

* Denotes player returns for 2009-10

► Guard **Austin Johnson** finished his OU career ranked seventh in games played, ninth in 3-point field goals and 10th in assists and steals.



MISCELLANEOUS STATS

Dunks	Charges Taken
Blake Griffin90	Blake Griffin13
Taylor Griffin.....31	Tony Crocker6
Juan Pattillo19	Willie Warren4
Willie Warren9	Taylor Griffin.....3
Tony Crocker4	Cade Davis.....1
Orlando Allen3	Austin Johnson.....1
Austin Johnson.....3	Ryan Wright1
Ryan Wright3	
Kyle Cannon1	



SEASON RESULTS

THE REVIEW

Date	Opponent	Score	W/L	Attend.	Points Leader	Rebounds Leader	Assists Leader
11/14	American	83-54	W	10,331	B. Griffin 24	B. Griffin 18	Johnson 8
11/17	Mississippi Valley State #	94-53	W	9,625	B. Griffin 20	B. Griffin 19	Leary 4
11/18	Davidson (21) #	82-78	W	10,793	B. Griffin 25	B. Griffin 21	B. Griffin, Johnson 3
11/22	Gardner-Webb	80-76	W	11,076	B. Griffin 35	B. Griffin 21	B. Griffin 5
11/26	vs. UAB \$	77-67	W	4,438	B. Griffin 32	B. Griffin 15	Johnson 5
11/28	vs. Purdue (10) \$	87-82	W (OT)	3,670	Warren 22	B. Griffin 21	Johnson 6
12/4	USC %	73-72	W	11,499	B. Griffin 25	T. Griffin 9	Crocker, B. Griffin, T. Griffin 2
12/7	at Tulsa ^	69-44	W	12,671	B. Griffin 19	B. Griffin 9	Warren 7
12/10	Maine	78-52	W	10,546	B. Griffin 22	B. Griffin 10	Johnson 7
12/13	Utah	70-52	W	11,576	Johnson 14	B. Griffin 11	Crocker, B. Griffin, Warren 2
12/20	vs. VCU &	81-70	W	8,502	Crocker 26	T. Griffin 8	Johnson 6
12/22	at Rice	70-58	W	3,345	Warren 31	B. Griffin 11	B. Griffin, Warren 3
12/30	at Arkansas	88-96	L	19,604	Warren 35	B. Griffin 13	Johnson 5
1/3	Coppin State	93-62	W	11,563	Crocker 20	B. Griffin 12	Warren 7
1/5	Maryland Eastern Shore	100-64	W	9,521	B. Griffin 20	B. Griffin 16	Johnson 4
1/10	at Kansas State	61-53	W	12,528	B. Griffin 29	B. Griffin 15	Johnson 5
1/12	Texas (11)	78-63	W	12,423	B. Griffin 20	B. Griffin 10	Johnson 4
1/17	at Texas A&M	69-63	W	12,720	Johnson 19	B. Griffin 6	Johnson 7
1/21	Nebraska	72-61	W	11,261	B. Griffin 27	B. Griffin 18	Crocker, Johnson 5
1/24	Baylor	95-76	W	12,849	B. Griffin 20	B. Griffin 17	Johnson 7
1/26	at Oklahoma State	89-81	W	10,500	B. Griffin 26	B. Griffin 19	T. Griffin 5
1/31	at Iowa State	78-68	W	12,012	Warren 29	B. Griffin 15	Warren 4
2/4	Texas A&M	77-71	W	11,494	B. Griffin 16	B. Griffin 14	B. Griffin, Johnson 4
2/7	Colorado	77-72	W	12,414	B. Griffin 26	B. Griffin 12	Warren 6
2/11	at Baylor	78-63	W	8,094	B. Griffin 18	B. Griffin, Pattillo 10	Johnson 5
2/14	Texas Tech	95-74	W	13,245	B. Griffin 40	B. Griffin 23	Warren 5
2/21	at Texas	68-73	L	16,755	Warren 27	T. Griffin 8	Johnson, Warren 6
2/23	Kansas (15)	78-87	L	12,625	Warren 23	Wright 7	Warren 3
2/28	at Texas Tech	78-63	W	11,574	T. Griffin 22	B. Griffin 18	Davis 3
3/4	at Missouri (15)	64-73	L	15,061	B. Griffin 16	B. Griffin 21	Warren 6
3/7	Oklahoma State	82-78	W	12,483	B. Griffin 33	B. Griffin 14	Warren 5
3/12	vs. Oklahoma State !	70-71	L	16,787	B. Griffin 17	B. Griffin 19	Crocker, Johnson 3
3/19	vs. Morgan State *	82-54	W	17,398	B. Griffin 28	B. Griffin 13	Johnson 5
3/21	vs. Michigan *	73-63	W	18,247	B. Griffin 33	B. Griffin 17	Crocker 6
3/27	vs. Syracuse (13) **	84-71	W	17,103	B. Griffin 30	B. Griffin 14	Johnson 6
3/29	vs. North Carolina (2) **	60-72	L	17,025	B. Griffin 23	B. Griffin 16	Johnson, Warren 3

Associated Press rankings in parentheses

Dick's Sporting Goods NIT Season Tip-Off South Regional (Norman, Okla.)

\$ Dick's Sporting Goods NIT Season Tip-Off Semifinals and Championship Rounds (New York, N.Y.)

% Big 12/Pac-10 Hardwood Series

^ at BOK Center

& O'Reilly All-College Classic (Oklahoma City, Okla.)

! Phillips 66 Big 12 Championship (Oklahoma City, Okla.)

* NCAA Tournament First and Second Rounds (Kansas City, Mo.)

** NCAA Tournament Regional Semifinals and Final (Memphis, Tenn.)

Record Summary	Overall	Home	Away	Neutral
All Games	30-6	16-1	8-3	6-2
Big 12 Games	13-3	7-1	6-2	0-0
Non-Conference Games	17-3	9-0	2-1	6-2

Attendance Summary	Totals	Avg./Game
Home	195,324	11,490
Away	134,864	12,260
Neutral	103,170	12,896
Total	433,358	12,038

► Three-time Academic All-Big 12 honoree **Taylor Griffin** finished his career ranked fifth at OU in games played and 10th in blocked shots.



POINTS, REBOUNDS, ASSISTS

Date	Opponent	1 WRIGHT	3 FRANKLIN	5 CROCKER	11 LEARY	12 PATTILLO	13 WARREN	20 JOHNSON	21 ALLEN	23 B. GRIFFIN	31 CANNON	32 T. GRIFFIN	34 DAVIS	41 WILLIS	45 GERBER
11/14	American	9-5-0	0-0-1	<u>9-2-0</u>	3-1-2	DNP	<u>10-0-2</u>	<u>5-1-8</u>	4-0-0	<u>24-18-1</u>	0-1-0	<u>8-5-0</u>	11-2-1	0-1-0	0-1-0
11/17	Miss. Valley State #	3-2-0	1-1-1	<u>4-4-1</u>	5-1-4	DNP	<u>14-2-2</u>	<u>8-1-3</u>	4-1-0	<u>20-19-2</u>	4-3-1	<u>6-4-2</u>	9-2-1	14-2-0	2-2-0
11/18	Davidson (21) #	1-2-0	DNP	<u>8-3-0</u>	0-1-1	DNP	<u>20-1-2</u>	<u>4-1-3</u>	DNP	<u>25-21-3</u>	DNP	<u>16-6-0</u>	6-4-2	2-2-0	DNP
11/22	Gardner-Webb	2-1-0	DNP	<u>2-3-1</u>	0-0-1	DNP	<u>17-1-4</u>	<u>6-3-4</u>	DNP	<u>35-21-5</u>	DNP	<u>12-7-1</u>	DNP	6-2-0	DNP
11/26	vs. UAB \$	0-0-0	DNP	<u>12-4-1</u>	0-1-0	DNP	<u>6-1-1</u>	<u>7-4-5</u>	0-0-0	<u>32-15-3</u>	DNP	<u>8-7-0</u>	12-4-3	DNP	DNP
11/28	vs. Purdue (10) \$	0-0-0	DNP	<u>6-1-2</u>	0-0-0	DNP	<u>22-3-3</u>	<u>11-2-6</u>	DNP	<u>18-21-3</u>	DNP	<u>19-8-2</u>	10-3-0	DNP	DNP
12/4	USC %	1-0-0	DNP	<u>5-2-2</u>	3-1-0	DNP	<u>5-3-1</u>	<u>17-1-1</u>	DNP	<u>25-6-2</u>	DNP	<u>10-9-2</u>	7-3-1	DNP	DNP
12/7	at Tulsa ^	3-1-0	0-0-0	<u>12-6-1</u>	0-1-0	DNP	<u>14-2-7</u>	<u>3-5-6</u>	2-0-0	<u>19-9-1</u>	3-1-0	<u>9-6-2</u>	3-1-0	1-1-0	0-0-0
12/10	Maine	3-3-1	0-2-0	<u>10-3-1</u>	0-2-4	DNP	<u>19-0-2</u>	<u>3-2-7</u>	0-1-0	<u>22-10-3</u>	0-4-0	<u>2-5-1</u>	6-2-1	13-5-1	0-0-0
12/13	Utah	6-6-0	DNP	<u>11-2-2</u>	DNP	DNP	<u>12-3-2</u>	<u>14-2-1</u>	0-0-0	<u>11-11-2</u>	DNP	<u>11-7-0</u>	5-3-1	0-0-0	DNP
12/20	vs. VCU &	3-6-0	DNP	<u>26-5-1</u>	2-0-0	DNP	<u>9-0-2</u>	<u>9-5-6</u>	DNP	<u>18-7-1</u>	DNP	<u>8-8-2</u>	6-2-1	DNP	DNP
12/22	at Rice	2-2-0	DNP	<u>2-3-1</u>	0-0-0	DNP	<u>31-2-3</u>	<u>4-8-2</u>	DNP	<u>27-11-3</u>	0-0-0	<u>4-9-0</u>	0-2-0	0-0-0	DNP
12/30	at Arkansas	3-3-0	DNP	<u>18-2-1</u>	0-0-0	DNP	<u>35-4-4</u>	<u>2-0-5</u>	DNP	<u>21-13-4</u>	DNP	<u>9-5-2</u>	0-2-2	DNP	DNP
1/3	Coppin State	1-3-0	1-1-2	<u>20-3-0</u>	11-2-2	DNP	<u>14-1-7</u>	<u>2-0-3</u>	6-4-0	<u>14-12-2</u>	1-2-1	<u>8-10-0</u>	5-3-2	10-6-1	0-1-0
1/5	Md. Eastern Shore	2-4-0	0-2-1	<u>15-4-2</u>	3-2-2	DNP	<u>15-2-3</u>	<u>4-3-4</u>	10-5-0	<u>20-16-2</u>	7-3-0	<u>7-5-2</u>	8-1-2	7-2-0	2-1-2
1/10	at Kansas State	1-2-0	DNP	<u>7-4-0</u>	0-0-0	DNP	<u>10-2-2</u>	<u>6-6-5</u>	0-0-0	<u>29-15-3</u>	DNP	<u>8-7-1</u>	0-1-0	DNP	DNP
1/12	Texas (11)	0-0-0	DNP	<u>16-9-2</u>	0-0-0	0-0-0	<u>17-5-1</u>	<u>15-2-4</u>	DNP	<u>20-10-3</u>	DNP	<u>7-7-2</u>	3-0-0	DNP	DNP
1/17	at Texas A&M	5-3-0	DNP	<u>5-4-1</u>	0-0-0	0-1-0	<u>9-3-5</u>	<u>19-4-7</u>	0-0-0	<u>16-6-1</u>	DNP	<u>11-4-2</u>	4-2-0	0-0-0	DNP
1/21	Nebraska	0-1-0	DNP	<u>12-4-5</u>	3-0-2	DNP	<u>6-2-0</u>	<u>15-3-5</u>	DNP	<u>27-18-2</u>	DNP	<u>8-3-1</u>	1-5-2	0-0-0	DNP
1/24	Baylor	2-2-0	0-0-0	<u>12-5-0</u>	3-1-4	9-3-0	<u>17-2-2</u>	<u>8-3-7</u>	2-1-0	<u>20-17-4</u>	0-0-0	<u>18-7-1</u>	2-0-0	0-1-0	2-1-0
1/26	at Oklahoma State	0-0-0	DNP	<u>6-1-3</u>	0-1-1	12-3-0	<u>11-2-1</u>	<u>22-4-3</u>	DNP	<u>26-19-3</u>	DNP	<u>7-4-5</u>	5-3-1	DNP	DNP
1/31	at Iowa State	DNP	DNP	<u>7-4-0</u>	0-1-0	10-2-0	<u>29-6-4</u>	<u>5-2-3</u>	2-1-0	<u>23-15-3</u>	DNP	<u>0-4-1</u>	2-1-2	DNP	DNP
2/4	Texas A&M	6-6-0	DNP	<u>3-2-0</u>	0-0-0	7-3-0	<u>12-2-0</u>	<u>11-1-4</u>	DNP	<u>16-14-4</u>	DNP	<u>13-2-0</u>	9-0-1	DNP	DNP
2/7	Colorado	0-1-0	DNP	<u>24-3-3</u>	0-0-0	8-5-3	<u>5-2-6</u>	<u>6-4-3</u>	DNP	<u>26-12-1</u>	DNP	<u>5-2-4</u>	3-2-2	DNP	DNP
2/11	at Baylor	0-1-0	DNP	<u>7-1-0</u>	0-0-3	14-10-1	<u>14-3-3</u>	<u>17-1-5</u>	DNP	<u>18-10-1</u>	DNP	<u>8-2-1</u>	0-0-0	DNP	DNP
2/14	Texas Tech	0-0-0	1-0-0	<u>2-1-1</u>	0-1-4	2-3-0	<u>15-1-5</u>	<u>5-5-3</u>	2-0-0	<u>40-23-2</u>	2-2-0	<u>9-7-2</u>	17-4-2	DNP	0-0-0
2/21	at Texas	3-3-0	DNP	<u>14-7-1</u>	0-0-0	7-4-0	<u>27-2-6</u>	<u>6-7-6</u>	DNP	<u>2-3-0</u>	=	<u>9-8-1</u>	0-0-0	DNP	DNP
2/23	Kansas (15)	<u>0-7-1</u>	0-0-1	<u>9-1-1</u>	6-3-0	15-6-1	<u>23-3-3</u>	<u>2-3-0</u>	0-0-0	DNP	=	<u>11-6-2</u>	12-0-1	DNP	0-0-0
2/28	at Texas Tech	0-1-0	DNP	<u>9-1-1</u>	11-1-1	DNP	0-2-1	<u>10-3-2</u>	0-0-0	<u>20-18-2</u>	=	<u>22-8-2</u>	<u>6-1-3</u>	DNP	0-1-0
3/4	at Missouri (15)	DNP	DNP	<u>2-4-1</u>	4-2-1	7-9-0	<u>7-3-6</u>	<u>11-1-1</u>	DNP	<u>16-21-3</u>	=	<u>14-8-1</u>	3-1-0	DNP	0-0-0
3/7	Oklahoma State	1-0-0	DNP	<u>2-3-1</u>	<u>6-1-1</u>	1-2-0	11-1-5	<u>11-3-0</u>	DNP	<u>33-14-2</u>	=	<u>15-7-1</u>	2-3-2	DNP	DNP
3/12	vs. Oklahoma State !	DNP	DNP	<u>9-2-3</u>	3-0-0	7-2-0	<u>13-4-2</u>	<u>13-4-3</u>	DNP	<u>17-19-0</u>	=	<u>6-4-0</u>	2-2-0	DNP	DNP
3/19	vs. Morgan State *	0-0-0	0-1-0	<u>4-5-2</u>	0-3-1	4-4-0	<u>16-4-4</u>	<u>7-3-5</u>	2-1-0	<u>28-13-2</u>	=	<u>18-5-1</u>	1-0-0	0-1-0	2-1-0
3/21	vs. Michigan *	0-0-0	0-0-0	<u>4-2-6</u>	0-0-3	0-1-0	<u>16-1-4</u>	<u>12-5-1</u>	0-0-0	<u>33-17-3</u>	=	<u>7-7-1</u>	1-1-0	DNP	DNP
3/27	vs. Syracuse (13) **	0-0-0	0-0-0	<u>28-3-2</u>	DNP	0-1-0	<u>6-4-5</u>	<u>9-5-6</u>	0-2-0	<u>30-14-3</u>	=	<u>9-5-3</u>	2-0-0	0-0-0	0-1-0
3/29	vs. N. Carolina (2) **	DNP	DNP	<u>4-1-1</u>	0-0-1	9-6-0	<u>18-1-3</u>	<u>2-1-3</u>	0-0-0	<u>23-16-1</u>	=	<u>4-2-0</u>	0-0-0	DNP	DNP

Starters underlined

Associated Press rankings in parentheses

Dick's Sporting Goods NIT Season Tip-Off South Regional (Norman, Okla.)

\$ Dick's Sporting Goods NIT Season Tip-Off Semifinals and Championship Rounds (New York, N.Y.)

% Big 12/Pac-10 Hardwood Series

^ at BOK Center

& O'Reilly All-College Classic (Oklahoma City, Okla.)

* Phillips 66 Big 12 Championship (Oklahoma City, Okla.)

! NCAA Tournament First and Second Rounds (Kansas City, Mo.)

** NCAA Tournament Regional Semifinals and Final (Memphis, Tenn.)

= Indicates dismissed from team for a violation of squad rules

POSTSEASON BANQUET AWARD WINNERS

The following awards were presented at OU's annual postseason banquet on April 21:

- ▶ **The Brent Price Connection to the Community Award:** Blake Griffin
- ▶ **The Roy Marler/Hollis Price Most Inspirational Award:** Beau Gerber
- ▶ **The Eduardo Najera Award for Intensity and Toughness:** Tony Crocker
- ▶ **The Mookie Blaylock Outstanding Defensive Player Award:** Taylor Griffin
- ▶ **The Stacey King Award for Team Leadership:** Taylor Griffin
- ▶ **The Harvey Grant Award for Commitment and Overall Improvement:** Orlando Allen
- ▶ **The Darryl "Choo" Kennedy Leading Rebounder Award:** Blake Griffin
- ▶ **The Terry Evans Assists Leader Award:** Austin Johnson
- ▶ **The Alvan Adams Award for Academic Excellence:** Beau Gerber
- ▶ **The Tim McCalister Iron Man Award for Most Minutes:** Blake Griffin
- ▶ **The Wayman Tisdale Most Valuable Player Award:** Blake Griffin
- ▶ **The Senior Appreciation Award:** Taylor Griffin, Austin Johnson and Omar Leary



GAME-BY-GAME TOTALS

THE REVIEW

	FG-A	Pct.	3FG-A	Pct.	FT-A	Pct.	O/D/T	PF	A	TO	B	S	1	2	TP
American	21-60	.350	6-22	.273	6-8	.750	12/19/31	24	9	15	1	0	24	30	54
at Oklahoma (12)	28-52	.538	7-23	.304	20-32	.625	11/27/38	12	15	12	6	13	47	36	83
Mississippi Valley State #	18-56	.321	4-15	.267	13-23	.565	14/21/35	28	7	25	1	8	19	34	53
at Oklahoma (12) #	34-65	.523	6-19	.316	20-32	.625	17/29/46	20	17	16	3	18	35	59	94
Davidson (21) #	24-68	.353	10-29	.345	20-26	.769	14/17/31	22	10	5	2	9	34	44	78
at Oklahoma (12) #	25-48	.521	6-18	.333	26-31	.839	9/34/43	22	11	17	2	3	38	44	82
Gardner-Webb	27-61	.443	10-24	.417	12-20	.600	15/24/39	23	14	17	0	6	37	39	76
at Oklahoma (12)	28-67	.418	7-27	.259	17-28	.607	21/22/43	17	16	11	9	13	42	38	80
UAB \$	26-65	.400	8-24	.333	7-10	.700	12/16/28	19	13	10	2	7	34	33	67
vs. Oklahoma (11) \$	27-50	.540	8-23	.348	15-22	.682	11/28/39	15	13	17	1	3	29	48	77
Purdue (10) \$	33-69	.478	12-29	.414	4-5	.800	9/26/35	28	20	19	5	2	40	34	82
vs. Oklahoma (11) \$	25-62	.403	4-19	.211	33-46	.717	17/27/44	15	16	14	6	11	36	38	87
USC %	25-50	.500	8-11	.727	14-20	.700	9/25/34	19	18	14	2	5	35	37	72
at Oklahoma (6) %	24-52	.462	7-21	.333	18-26	.692	5/20/25	18	9	8	6	9	42	31	73
Oklahoma (6) ^	25-50	.500	6-12	.500	13-24	.542	9/27/36	18	17	13	5	16	43	26	69
at Tulsa ^	17-51	.333	4-12	.333	6-17	.353	15/23/38	19	5	21	1	9	19	25	44
Maine	17-58	.293	6-22	.273	12-19	.632	13/28/41	14	7	20	1	7	15	37	52
at Oklahoma (5)	29-65	.446	7-28	.250	13-19	.684	12/31/43	14	21	9	6	8	38	40	78
Utah	17-50	.340	5-21	.238	13-14	.765	8/21/29	19	8	10	3	2	21	31	52
at Oklahoma (5)	19-49	.388	6-16	.375	26-30	.867	10/27/37	16	8	8	0	6	30	40	70
VCU &	24-59	.407	5-18	.278	17-22	.773	11/20/31	26	12	13	6	10	33	37	70
vs. Oklahoma (4) &	23-47	.489	10-16	.625	25-34	.735	7/28/35	18	13	13	4	6	42	39	81
Oklahoma (4)	24-48	.500	5-20	.250	17-34	.500	14/28/42	20	9	17	6	7	29	41	70
at Rice	18-58	.310	6-23	.261	16-20	.800	14/21/35	25	12	11	2	10	28	30	58
Oklahoma (4)	32-73	.438	13-33	.394	11-22	.500	17/16/33	31	18	12	4	4	38	50	88
at Arkansas	30-58	.517	6-13	.462	30-43	.698	15/30/45	25	16	12	3	7	53	43	96
Coppin State	22-62	.355	8-19	.421	10-15	.667	10/19/29	20	10	6	2	9	23	39	62
at Oklahoma (4)	30-56	.536	13-29	.448	20-29	.690	14/34/48	16	20	12	1	1	45	48	93
Maryland Eastern Shore	23-74	.311	9-22	.409	9-15	.600	26/17/43	16	14	19	0	5	22	42	64
at Oklahoma (6)	37-74	.500	6-22	.273	20-26	.769	23/29/52	13	20	9	11	14	48	52	100
Oklahoma (6)	24-58	.414	3-9	.333	10-21	.476	11/25/42	19	11	16	2	10	29	32	61
at Kansas State	18-55	.327	8-25	.320	9-17	.529	19/25/44	23	10	20	3	7	26	27	53
Texas (11)	23-68	.338	5-23	.217	12-14	.857	17/24/41	25	14	13	5	7	27	36	63
at Oklahoma (6)	27-53	.509	4-10	.400	20-29	.690	9/30/39	17	12	15	6	8	38	40	78
Oklahoma (6)	24-51	.471	6-12	.500	15-18	.833	9/24/33	19	16	17	7	6	30	39	69
at Texas A&M	21-50	.420	7-16	.438	14-23	.609	10/19/29	20	10	16	3	1	25	38	63
Nebraska	24-59	.407	8-23	.348	5-14	.357	10/26/36	18	14	7	0	4	38	23	61
at Oklahoma (6)	25-54	.463	9-25	.360	13-21	.619	9/30/39	11	17	7	6	4	32	40	72
Baylor	28-81	.346	12-33	.364	8-13	.615	24/15/39	17	7	9	1	9	31	45	76
at Oklahoma (6)	35-60	.583	7-15	.467	18-23	.783	12/32/44	16	18	15	5	5	58	37	95
Oklahoma (4)	29-50	.580	7-16	.438	24-33	.727	9/29/38	17	17	23	2	4	39	50	89
at Oklahoma State	26-56	.464	12-26	.462	17-20	.850	4/14/18	28	12	13	2	11	30	51	81
Oklahoma (4)	30-59	.508	7-17	.412	11-15	.733	13/24/37	15	13	7	4	2	33	45	78
at Iowa State	27-59	.458	8-23	.348	6-13	.462	11/17/28	12	14	7	2	1	33	35	68
Texas A&M	27-66	.409	7-21	.333	10-18	.556	20/25/45	26	9	14	0	7	32	39	71
at Oklahoma (2)	24-53	.453	5-15	.333	24-33	.727	8/23/31	17	9	10	5	6	40	37	77
Colorado	28-55	.509	7-18	.389	9-10	.900	4/16/20	22	14	9	1	6	33	39	72
at Oklahoma (2)	28-49	.571	8-20	.400	13-23	.565	10/23/33	11	22	17	4	6	38	39	77
Oklahoma (2)	26-48	.542	7-16	.438	19-27	.704	7/25/32	20	14	9	5	3	35	43	78
at Baylor	22-57	.386	5-26	.192	14-19	.737	13/19/32	23	11	11	3	3	30	33	63
Texas Tech	27-67	.403	3-14	.214	17-21	.810	8/20/28	19	17	10	1	3	39	35	74
at Oklahoma (2)	35-66	.530	8-19	.421	17-23	.739	14/34/48	19	19	16	3	7	49	46	95
Oklahoma (2)	27-61	.443	8-21	.381	6-8	.750	13/22/35	11	14	14	5	5	29	39	68
at Texas	30-65	.462	6-15	.400	7-9	.778	13/23/36	16	14	8	6	6	34	39	73
Kansas (15)	25-54	.463	9-19	.474	28-41	.683	11/27/38	29	15	14	5	7	36	51	87
at Oklahoma (3)	24-52	.462	11-24	.458	19-30	.633	8/25/33	31	10	16	3	7	29	49	78
Oklahoma (3)	27-54	.500	8-19	.421	16-20	.800	12/29/41	18	12	14	2	5	35	43	78
at Texas Tech	22-58	.379	6-26	.231	13-15	.867	7/17/24	22	12	10	0	5	28	35	63
Oklahoma (4)	25-60	.417	4-18	.222	10-19	.526	21/28/49	16	13	22	5	5	28	36	64
at Missouri (15)	28-64	.438	7-20	.350	10-17	.588	14/21/35	19	13	9	3	12	39	34	73
Oklahoma State	28-65	.431	7-24	.292	15-20	.750	12/17/29	25	9	8	0	7	36	42	78
at Oklahoma (4)	27-47	.574	5-17	.294	23-35	.657	11/27/38	18	12	15	6	3	42	40	82
Oklahoma State!	25-60	.417	9-25	.360	12-16	.750	8/21/29	22	12	10	1	9	33	38	71
vs. Oklahoma (6)!	25-52	.481	3-19	.158	17-22	.773	9/39/39	18	8	19	3	4	34	36	70
Morgan State *	22-77	.286	6-23	.261	4-8	.500	20/16/36	24	10	7	1	9	21	33	54
vs. Oklahoma (7) *	29-48	.604	4-12	.333	20-32	.625	7/38/45	11	15	15	6	5	40	42	82
Michigan *	22-56	.393	10-27	.370	9-11	.818	14-20-34	24	12	14	1	5	29	34	63
vs. Oklahoma (7) *	25-51	.490	6-19	.316	17-27	.630	13-22-35	13	18	11	4	5	30	43	73
Syracuse (13) **	27-60	.450	7-24	.292	10-14	.714	14/15/29	10	13	18	2	10	26	45	71
vs. Oklahoma (7) **	32-59	.542	9-21	.429	11-18	.611	15/21/36	14	19	18	3	11	39	45	84
Oklahoma (7) **	24-54	.444	2-19	.105	10-16	.625	12/19/31	20	9	16	0	6	23	37	60
vs. North Carolina (2) **	26-51	.510	5-14	.357	15-16	.938	6/21/27	19	13	12	2	9	32	40	72

Key on previous page

INDIVIDUAL HIGHS

OKLAHOMA HIGHS

Points	40, Blake Griffin vs. Texas Tech (2/14)
Field Goals	16, Blake Griffin vs. Texas Tech (2/14)
Field Goal Attempts	24, Blake Griffin vs. Kansas State (1/10)
Field Goal Pct. (min. 7 made)	.917 (11-for-12), Blake Griffin vs. Morgan State (3/19)
3-Point Field Goals	7, Tony Crocker vs. Colorado (2/7) 7, Willie Warren vs. Arkansas (12/30)
3-Point Field Goal Attempts	13, Tony Crocker vs. Arkansas (12/30)
3-Point Field Goal Pct.	.833 (5-for-6), Tony Crocker vs. VCU (12/20)
Free Throws	11, Blake Griffin vs. Utah (12/13) 11, Willie Warren vs. Purdue (11/28) 11, Blake Griffin vs. Davidson (11/17)
Free Throw Attempts	17, Blake Griffin vs. Rice (12/22)
Free Throw Pct.	1.000 (10-for-10), Willie Warren vs. Maryland Eastern Shore (1/5)
Rebounds	23, Blake Griffin vs. Texas Tech (2/14)
Assists	8, Austin Johnson vs. American (11/14)
Turnovers	7, Blake Griffin vs. Oklahoma State (1/26)
Blocked Shots	5, Orlando Allen vs. Maryland Eastern Shore (1/5)
Steals	6, Blake Griffin vs. Mississippi Valley State (11/17)

OPPONENT HIGHS

Points	44 by Stephen Curry, Davidson (11/18)
Field Goals	12 by Stephen Curry, Davidson (11/18)
Field Goal Attempts	29 by Stephen Curry, Davidson (11/18)
Field Goal Pct. (min. 7 made)	.833 (10-for-12), Michael Washington, Arkansas (12/30)
3-Point Field Goals	6 by Stephen Curry, Davidson (11/18)
3-Point Field Goal Attempts	15 by A.J. Abrams, Texas (1/12) 15 by Stephen Curry, Davidson (11/18)
3-Point Field Goal Pct.	1.000 (3-for-3) by Nate Tomlinson, Colorado (2/7)
Free Throws	14 by Stephen Curry, Davidson (11/18)
Free Throw Attempts	14 by Stephen Curry, Davidson (11/18)
Free Throw Pct.	1.000 (14-for-14), Stephen Curry, Davidson (11/18)
Rebounds	20, Cole Aldrich, Kansas (2/23)
Assists	13, Daniel Hackett, USC (12/4)
Turnovers	8, Eric Maynor, VCU (12/20)
Blocked Shots	4, Cole Aldrich, Kansas (2/23)
Steals	4, Eric Devendorf, Syracuse (3/27) 4, Reggie Holmes, Morgan State (3/19) 4, Obi Muonelo, Oklahoma State (1/26) 4, Curtis Jerrells, Baylor (1/24) 4, Tywain McKee, Coppin State (1/3) 4, Bryan Beasley, Rice (12/22) 4, Ben Uzoh, Tulsa (12/7) 4, Aaron Johnson, UAB (11/26)

OKLAHOMA'S TOP INDIVIDUAL GAMES

► POINTS

40.....	Blake Griffin vs. Texas Tech (2/14)
35.....	Willie Warren vs. Arkansas (12/30)
35.....	Blake Griffin vs. Gardner-Webb (11/22)
33.....	Blake Griffin vs. Michigan (3/21)
33.....	Blake Griffin vs. Oklahoma State (3/7)
32.....	Blake Griffin vs. UAB (11/26)
31.....	Willie Warren vs. Rice (12/22)
30.....	Blake Griffin vs. Syracuse (3/27)
29.....	Willie Warren vs. Iowa State (1/31)
29.....	Blake Griffin vs. Kansas State (1/10)
28.....	Tony Crocker vs. Syracuse (3/27)
27.....	Willie Warren vs. Texas (2/21)
27.....	Blake Griffin vs. Nebraska (1/21)
27.....	Blake Griffin vs. Rice (12/22)
26.....	Blake Griffin vs. Colorado (2/7)
26.....	Blake Griffin vs. Oklahoma State (1/26)
26.....	Tony Crocker vs. VCU (12/20)

► REBOUNDS

23.....	Blake Griffin vs. Texas Tech (2/14)
21.....	Blake Griffin vs. Missouri (3/4)
21.....	Blake Griffin vs. Purdue (11/28)
21.....	Blake Griffin vs. Gardner-Webb (11/22)
21.....	Blake Griffin vs. Davidson (11/18)
19.....	Blake Griffin vs. Oklahoma State (3/12)
19.....	Blake Griffin vs. Oklahoma State (1/26)
19.....	Blake Griffin vs. Mississippi Valley State (11/17)
18.....	Blake Griffin vs. Texas Tech (2/14)
18.....	Blake Griffin vs. Nebraska (1/21)
18.....	Blake Griffin vs. American (11/14)

► ASSISTS

8.....	Austin Johnson vs. American (11/14)
7.....	Austin Johnson vs. Baylor (1/24)
7.....	Austin Johnson vs. Texas A&M (1/17)
7.....	Willie Warren vs. Coppin State (1/3)
7.....	Austin Johnson vs. Maine (12/10)
7.....	Willie Warren vs. Tulsa (12/7)

► BLOCKED SHOTS

5.....	Orlando Allen vs. Maryland Eastern Shore (1/5)
4.....	Juan Pattillo vs. Texas A&M (2/4)
4.....	Taylor Griffin vs. Baylor (1/24)
4.....	Blake Griffin vs. Maryland Eastern Shore (1/5)
4.....	Blake Griffin vs. Rice (12/22)
4.....	Taylor Griffin vs. USC (12/4)
4.....	Austin Johnson vs. Gardner-Webb (11/22)

► STEALS

6.....	Blake Griffin vs. Mississippi Valley State (11/17)
5.....	Taylor Griffin vs. Tulsa (12/7)

► MINUTES

43.....	Taylor Griffin vs. Purdue (11/28)
40.....	Austin Johnson vs. Michigan (3/21)
40.....	Tony Crocker vs. Texas (2/21)
40.....	Blake Griffin vs. Purdue (11/28)



TEAM HIGHS AND LOWS

OKLAHOMA

	HIGH	LOW
Points	100 vs. Maryland Eastern Shore (1/5)	61 vs. Kansas State (1/10)
Points in a Half	59 (second) vs. Mississippi Valley State (11/17)	23 (first) vs. North Carolina (3/29)
Winning Margin	41 vs. Mississippi Valley State (11/17)	1 vs. USC (12/4)
Field Goals	37 vs. Maryland Eastern Shore (1/5)	19 vs. Utah (12/13)
Field Goal Attempts	74 vs. Maryland Eastern Shore (1/5)	47 vs. VCU (12/20) and Oklahoma State (3/7)
Field Goal Percentage	.604 (29-for-48) vs. Morgan State (3/19)	.388 (19-for-49) vs. Utah (12/13)
3-Point Field Goals	13 vs. Arkansas (12/30) and Coppin State (1/3)	2 vs. North Carolina (3/29)
3-Point Field Goal Attempts	33 vs. Arkansas (12/30)	9 vs. Kansas State (1/10)
3-Point Field Goal Percentage (min. 10 att.)	.625 (10-for-16) vs. VCU (12/20)	.105 (2-for-19) vs. North Carolina (3/29)
Free Throws Made	33 vs. Purdue (11/28)	6 vs. Texas (2/21)
Free Throw Attempts	46 vs. Purdue (11/28)	8 vs. Texas (2/21)
Free Throw Percentage (min. 10 att.)	.867 (26-for-30) vs. Utah (12/13)	.476 (10-for-21) vs. Kansas State (1/10)
Rebounds	52 vs. Maryland Eastern Shore (1/5)	25 vs. USC (12/4)
Personal Fouls	31 vs. Arkansas (12/30) and Kansas (2/23)	11 (four times)
Assists	22 vs. Colorado (2/7)	8 vs. Utah (12/13) and Oklahoma State (3/12)
Turnovers	23 vs. Oklahoma State (1/26)	7 vs. Nebraska (1/21) and Iowa State (1/31)
Blocked Shots	11 vs. Maryland Eastern Shore (1/5)	0 vs. Utah (12/13) and North Carolina (3/29)
Steals	18 vs. Mississippi Valley State (11/17)	1 vs. Coppin State (1/3)

OPPONENTS

	HIGH	LOW
Points	96 by Arkansas (12/30)	44 by Tulsa (12/7)
Points in a Half	53 (first) by Arkansas (12/30)	15 (first) by Maine (12/10)
Winning Margin	12 by North Carolina (3/29)	1 by Oklahoma State (3/12)
Field Goals	33 by Purdue (11/28)	17 by Tulsa (12/7), Maine (12/10) and Utah (12/13)
Field Goal Attempts	81 by Baylor (1/24)	50 by USC (12/4) and Utah (12/13)
Field Goal Percentage	.517 (30-for-58) by Arkansas (12/30)	.286 (22-for-77) by Morgan State (3/19)
3-Point Field Goals	12 by Purdue (11/28), Baylor (1/24) and Okla. State (1/26)	3 by Texas Tech (2/14)
3-Point Field Goal Attempts	33 by Baylor (1/24)	12 by Tulsa (12/7)
3-Point Field Goal Percentage (min. 10 att.)	.700 (8-for-11) by USC (12/4)	.192 (5-for-26) by Baylor (2/11)
Free Throws Made	30 by Arkansas (12/30)	4 by Purdue (11/28) and Morgan State (3/19)
Free Throw Attempts	43 by Arkansas (12/30)	5 by Purdue (11/28)
Free Throw Percentage (min. 10 att.)	.938 (15-for-16) by North Carolina (3/29)	.353 (6-for-17) by Tulsa (12/7)
Rebounds	45 by Arkansas (12/30) and Texas A&M (2/4)	18 by Oklahoma State (1/26)
Personal Fouls	29 by Kansas (2/23)	10 by Syracuse (3/27)
Assists	20 by Purdue (11/28)	5 by Tulsa (12/7)
Turnovers	25 by Mississippi Valley State (11/17)	5 by Davidson (11/18)
Blocked Shots	6 by VCU (12/20) and Texas (2/21)	0 by five teams
Steals	12 by Missouri (3/4)	0 by American (11/14)

INDIVIDUAL STATS (ALL GAMES)

► SCORING

Player	G	FG	3FG	FT	PTS	AVG
1. Griffin, Blake (OU)	35	300	3	191	794	22.7
2. Brackins, Craig (ISU)	32	243	21	138	645	20.2
3. Collins, Sherron (KU)	35	226	77	132	661	18.9
4. Anderson, James (OSU)	35	209	84	136	638	18.2
5. Higgins, Cory (CU)	31	165	32	176	538	17.4
6. Abrams, A.J. (UT)	35	193	105	89	580	16.6
7. Carroll, DeMarre (MU)	38	246	16	121	629	16.6
8. Jerrells, Curtis (BU)	39	197	76	165	635	16.3
9. Dunn, LaceDarius (BU)	39	194	109	117	614	15.7
10. James, Damion (UT)	35	203	28	106	540	15.4
11. Clemente, Denis (KSU)	32	167	59	87	480	15.0
12. Aldrich, Cole (KU)	35	199	0	122	520	14.9
13. Warren, Willie (OU)	36	172	67	114	525	14.6
14. Lyons, Leo (MU)	37	176	5	182	539	14.6
15. Eaton, Byron (OSU)	35	135	23	208	501	14.3

► REBOUNDING

Player	G	OFF	DEF	TOT	AVG
1. Griffin, Blake (OU)	35	135	369	504	14.4
2. Aldrich, Cole (KU)	35	106	281	387	11.1
3. Brackins, Craig (ISU)	32	55	248	303	9.5
4. James, Damion (UT)	35	103	219	322	9.2
5. Rogers, Kevin (BU)	39	98	198	296	7.6
6. Elonu, Chinemelu (TAMU)	34	97	152	249	7.3
7. Muonelo, Obi (OSU)	35	44	208	252	7.2
8. Carroll, DeMarre (MU)	38	92	181	273	7.2
9. Davis, Bryan (TAMU)	34	81	141	222	6.5
10. Moses, Marshall (OSU)	32	62	134	196	6.1
11. Lyons, Leo (MU)	37	82	143	225	6.1
12. Griffin, Taylor (OU)	36	82	128	210	5.8

► FIELD GOAL PERCENTAGE (MIN. 5.0 MADE PER GAME)

Player	G	FG	FGA	PCT
1. Griffin, Blake (OU)	35	300	459	.654
2. Aldrich, Cole (KU)	35	199	333	.598
3. Rogers, Kevin (BU)	39	200	358	.559
4. Carroll, DeMarre (MU)	38	246	441	.558
5. Anderson, James (OSU)	35	209	434	.482
6. Higgins, Cory (CU)	31	165	347	.476
7. Brackins, Craig (ISU)	32	243	512	.475
8. James, Damion (UT)	35	203	434	.468
9. Collins, Sherron (KU)	35	226	521	.434
10. Jerrells, Curtis (BU)	39	197	461	.427

► 3-POINT FIELD GOAL PERCENTAGE (MIN. 1.5 MADE PER GAME)

Player	G	FG	FGA	PCT
1. Voskuil, Alan (TTU)	33	91	209	.435
2. Holmes, B.J. (TAMU)	34	59	142	.415
3. Brown, Fred (KSU)	34	54	130	.415
4. Lawrence, Matt (MU)	38	82	201	.408
5. Anderson, James (OSU)	35	84	206	.408
6. Carter, Tweety (BU)	36	83	206	.403
7. Velander, Paul (NU)	31	60	150	.400
8. Carter, Josh (TAMU)	34	77	193	.399
9. Page, Keiton (OSU)	35	63	158	.399
10. Muonelo, Obi (OSU)	35	88	221	.398

► FREE THROW PERCENTAGE (MIN. 2.5 MADE PER GAME)

Player	G	FT	FTA	PCT
1. Voskuil, Alan (TTU)	33	86	96	.896
2. Abrams, A.J. (UT)	35	89	105	.848
3. Carter, Josh (TAMU)	34	105	124	.847
4. Higgins, Cory (CU)	31	176	212	.830
5. Anderson, James (OSU)	35	136	164	.829
6. Roberson, John (TTU)	33	97	117	.829
7. Dunn, LaceDarius (BU)	39	117	142	.824
8. Clemente, Denis (KSU)	32	87	109	.798
9. Collins, Sherron (KU)	35	132	166	.795
10. Aldrich, Cole (KU)	35	122	154	.792
11. Harris, Terrel (OSU)	35	95	121	.785
12. Warren, Willie (OU)	36	114	146	.781

► ASSISTS

Player	G	A	AVG
1. Roberson, John (TTU)	33	212	6.42
2. Eaton, Byron (OSU)	35	199	5.69
3. Garrett, Diante (ISU)	32	161	5.03
4. Collins, Sherron (KU)	35	174	4.97
5. Jerrells, Curtis (BU)	39	192	4.92
6. Mason, Justin (UT)	35	141	4.03
7. Johnson, Austin (OU)	36	140	3.89
8. Miller, Cookie (NU)	30	109	3.63
9. Tiller, J.T. (MU)	JR	138	3.63
10. Clemente, Denis (KSU)	32	112	3.50

► BLOCKED SHOTS

Player	G	B	AVG
1. Aldrich, Cole (KU)	35	94	2.69
2. Elonu, Chinemelu (TAMU)	34	53	1.56
3. Davis, Bryan (TAMU)	34	46	1.35
4. Atchley, Connor (UT)	34	45	1.32
5. Griffin, Blake (OU)	35	41	1.17
6. Griffin, Taylor (OU)	36	36	1.00
Acy, Quincy (BU)	34	34	1.00
8. Pittman, Dexter (UT)	35	33	0.94
9. Samuels, Jamar (KSU)	34	32	0.94
10. Brackins, Craig (ISU)	32	30	0.94

► STEALS

Player	G	S	AVG
1. Eaton, Byron (OSU)	35	77	2.20
2. Higgins, Cory (CU)	31	59	1.90
3. Tiller, J.T. (MU)	38	68	1.79
4. Harris, Terrel (OSU)	35	61	1.74
5. Pullen, Jacob (KSU)	34	54	1.59
6. Carroll, DeMarre (MU)	38	59	1.55
7. Jerrells, Curtis (BU)	39	60	1.54
Dugat, Henry (BU)	39	60	1.54
9. Miller, Cookie (NU)	30	45	1.50
10. Harley, Steve (NU)	31	45	1.45



BIG 12 LEADERS

INDIVIDUAL STATS (BIG 12 GAMES)

▶ SCORING

Player	G	FG	3FG	FT	PTS	AVG
1. Griffin, Blake (OU)	15	131	1	69	332	22.1
2. Brackins, Craig (ISU)	16	129	12	78	348	21.8
3. Anderson, James (OSU)	16	96	38	81	311	19.4
4. Collins, Sherron (KU)	16	96	36	68	296	18.5
5. Clemente, Denis (KSU)	16	98	36	63	295	18.4
6. Higgins, Cory (CU)	16	89	16	89	283	17.7
7. Carroll, DeMarre (MU)	16	108	8	54	278	17.4
8. James, Damion (UT)	16	102	12	58	274	17.1
9. Eaton, Byron (OSU)	16	65	10	114	254	15.9
10. Jerrells, Curtis (BU)	16	78	37	60	253	15.8
11. Abrams, A.J. (UT)	16	80	45	42	247	15.4
12. Dagunduro, Ade (NU)	16	83	7	64	237	14.8
13. Dunn, LaceDarius (BU)	16	74	36	46	230	14.4
14. Aldrich, Cole (KU)	16	89	0	51	229	14.3
15. Lyons, Leo (MU)	15	63	4	82	212	14.1

▶ REBOUNDING

Player	G	OFF	DEF	TOT	AVG
1. Griffin, Blake (OU)	15	62	153	215	14.3
2. Aldrich, Cole (KU)	16	40	137	177	11.1
3. Brackins, Craig (ISU)	16	28	136	164	10.3
4. James, Damion (UT)	16	51	106	157	9.8
5. Moses, Marshall (OSU)	16	44	98	142	8.9
6. Carroll, DeMarre (MU)	16	40	89	129	8.1
7. Elonu, Chinemelu (TAMU)	16	55	73	128	8.0
8. Rogers, Kevin (BU)	16	40	79	119	7.4
9. Davis, Bryan (TAMU)	16	47	55	102	6.4
10. Singletary, Mike (TTU)	16	20	71	91	5.7
Anderson, James (OSU)	16	34	57	91	5.7
12. Griffin, Taylor (OU)	16	34	52	86	5.4
Kent, Darren (KSU)	16	38	48	86	5.4

▶ FIELD GOAL PERCENTAGE (MIN. 5.0 MADE PER GAME)

Player	G	FG	FGA	PCT
1. Griffin, Blake (OU)	15	131	214	.612
2. Aldrich, Cole (KU)	16	89	152	.586
3. Carroll, DeMarre (MU)	16	108	195	.554
4. Dagunduro, Ade (NU)	16	83	155	.535
5. Anderson, James (OSU)	16	96	206	.466
6. Brackins, Craig (ISU)	16	129	282	.457
7. Higgins, Cory (CU)	16	89	195	.456
8. James, Damion (UT)	16	102	226	.451
9. Clemente, Denis (KSU)	16	98	232	.422
10. Collins, Sherron (KU)	16	96	229	.419

▶ 3-POINT FIELD GOAL PERCENTAGE (MIN. 1.5 MADE PER GAME)

Player	G	FG	FGA	PCT
1. Holmes, B.J. (TAMU)	16	31	66	.470
2. Morningstar, Brady (KU)	16	24	54	.444
3. Voskuil, Alan (TTU)	16	40	91	.440
4. Carter, Josh (TAMU)	16	41	95	.432
5. Thorne II, Dwight (CU)	16	25	59	.424
6. Page, Keiton (OSU)	16	28	67	.418
7. Lawrence, Matt (MU)	16	30	72	.417
8. Petersen, Bryan (ISU)	16	25	61	.410
9. Clemente, Denis (KSU)	16	36	88	.409
10. Collins, Sherron (KU)	16	36	90	.400
Johnson, Austin (OU)	16	26	65	.400

▶ FREE THROW PERCENTAGE (MIN. 2.5 MADE PER GAME)

Player	G	FT	FTA	PCT
1. Voskuil, Alan (TTU)	16	52	56	.929
2. Holmes, B.J. (TAMU)	16	43	50	.860
3. Okorie, Nick (TTU)	16	51	61	.836
4. Anderson, James (OSU)	16	81	97	.835
5. Miller, Cookie (NU)	16	40	48	.833
6. Harris, Terrel (OSU)	16	44	53	.830
7. Higgins, Cory (CU)	16	89	108	.824
8. Abrams, A.J. (UT)	16	42	51	.824
9. Lyons, Leo (MU)	15	82	100	.820
10. Eaton, Byron (OSU)	16	114	140	.814

▶ ASSISTS

Player	G	A	AVG
1. Roberson, John (TTU)	16	111	6.94
2. Eaton, Byron (OSU)	16	81	5.06
3. Garrett, Diante (ISU)	16	79	4.94
4. Collins, Sherron (KU)	16	77	4.81
5. Balbay, Dogus (UT)	16	69	4.31
6. Taylor, Zaire (MU)	16	60	3.75
Jerrells, Curtis (BU)	16	60	3.75
8. Tiller, J.T. (MU)	16	59	3.69
9. Johnson, Austin (OU)	16	58	3.63
10. Clemente, Denis (KSU)	16	56	3.50

▶ BLOCKED SHOTS

Player	G	B	AVG
1. Aldrich, Cole (KU)	16	35	2.19
2. Elonu, Chinemelu (TAMU)	16	26	1.63
3. Pattillo, Juan (OU)	13	17	1.31
4. Atchley, Connor (UT)	16	20	1.25
5. Griffin, Blake (OU)	15	17	1.13
6. Davis, Bryan (TAMU)	16	18	1.13
7. Griffin, Taylor (OU)	16	16	1.00
8. Ramsey, Keith (MU)	16	15	0.94
9. Brackins, Craig (ISU)	16	14	0.88
Rogers, Kevin (BU)	16	14	0.88
Pittman, Dexter (UT)	16	14	0.88
Carroll, DeMarre (MU)	16	14	0.88

▶ STEALS

Player	G	S	AVG
1. Higgins, Cory (CU)	16	33	2.06
2. Harris, Terrel (OSU)	16	29	1.81
3. Tiller, J.T. (MU)	16	28	1.75
4. Eaton, Byron (OSU)	16	27	1.69
Taylor, Zaire (MU)	16	27	1.69
6. Pullen, Jacob (KSU)	16	25	1.56
Harley, Steve (NU)	16	25	1.56
8. Anderson, Ryan (NU)	16	23	1.44
Jerrells, Curtis (BU)	16	23	1.44
10. Morningstar, Brady (KU)	16	22	1.38
Miller, Cookie (NU)	16	22	1.38

BIG 12 LEADERS

TEAM STATS (ALL GAMES)

► SCORING OFFENSE

Team	G	W-L	PTS	AVG
1. Missouri	38	31-7	3096	81.5
2. Oklahoma State	35	23-12	2830	80.9
3. Oklahoma	36	30-6	2833	78.7
4. Texas Tech	33	14-19	2563	77.7
5. Kansas	35	27-8	2674	76.4
6. Baylor	39	24-15	2965	76.0
7. Kansas State	34	22-12	2556	75.2
8. Texas	35	23-12	2532	72.3
9. Texas A&M	34	24-10	2440	71.8
10. Iowa State	32	15-17	2078	64.9
11. Nebraska	31	18-13	1999	64.5
12. Colorado	31	9-22	1951	62.9

► SCORING DEFENSE

Team	G	PTS	AVG
1. Nebraska	31	1872	60.4
2. Kansas	35	2290	65.4
3. Texas	35	2296	65.6
4. Iowa State	32	2100	65.6
5. Kansas State	34	2266	66.6
6. Texas A&M	34	2281	67.1
7. Colorado	31	2091	67.5
8. Oklahoma	36	2430	67.5
9. Missouri	38	2571	67.7
10. Baylor	39	2732	70.1
11. Oklahoma State	35	2608	74.5
12. Texas Tech	33	2607	79.0

► FIELD GOAL PERCENTAGE

Team	G	FG	FGA	PCT
1. Oklahoma	36	982	1997	.492
2. Kansas	35	945	1979	.478
3. Missouri	38	1124	2381	.472
4. Baylor	39	1024	2191	.467
5. Oklahoma State	35	948	2059	.460
6. Colorado	31	675	1486	.454
7. Texas Tech	33	896	1984	.452
8. Texas A&M	34	822	1831	.449
9. Texas	35	917	2063	.444
10. Nebraska	31	686	1571	.437
11. Iowa State	32	748	1732	.432
12. Kansas State	34	887	2057	.431

► FIELD GOAL PERCENTAGE DEFENSE

Team	G	FG	FGA	PCT
1. Kansas	35	773	2019	.383
2. Oklahoma	36	868	2182	.398
3. Texas	35	800	1968	.407
4. Iowa State	32	761	1833	.415
5. Missouri	38	899	2150	.418
6. Kansas State	34	738	1761	.419
7. Nebraska	31	638	1482	.431
8. Baylor	39	959	2217	.433
9. Texas A&M	34	834	1920	.434
10. Texas Tech	33	891	2010	.443
11. Oklahoma State	35	895	2018	.444
12. Colorado	31	749	1622	.462

► FREE THROW PERCENTAGE

Team	G	FT	FTA	PCT
1. Oklahoma State	35	607	812	.748
2. Texas Tech	33	535	732	.731
3. Colorado	31	429	587	.731
4. Kansas	35	567	782	.725
5. Baylor	39	597	838	.712
6. Iowa State	32	346	491	.705
7. Nebraska	31	421	600	.702
8. Texas A&M	34	594	856	.694
9. Oklahoma	36	627	929	.675
10. Missouri	38	585	871	.672
11. Texas	35	532	797	.668
12. Kansas State	34	559	862	.648

► 3-POINT FIELD GOAL PERCENTAGE

Team	G	3FG	FGA	PCT
1. Oklahoma State	35	327	851	.384
2. Texas Tech	33	236	630	.375
3. Kansas	35	217	585	.371
4. Baylor	39	320	876	.365
5. Nebraska	31	206	571	.361
6. Texas A&M	34	202	560	.361
7. Missouri	38	263	746	.353
8. Oklahoma	36	242	689	.351
9. Kansas State	34	223	637	.350
10. Colorado	31	172	497	.346
11. Iowa State	32	236	683	.346
12. Texas	35	166	506	.328

► 3-POINT FIELD GOALS MADE

Team	G	3FG	AVG
1. Oklahoma State	35	327	9.34
2. Baylor	39	320	8.21
3. Iowa State	32	236	7.38
4. Texas Tech	33	236	7.15
5. Missouri	38	263	6.92
6. Oklahoma	36	242	6.72
7. Nebraska	31	206	6.65
8. Kansas State	34	223	6.56
9. Kansas	35	217	6.20
10. Texas A&M	34	202	5.94
11. Colorado	31	172	5.55
12. Texas	35	166	4.74

► REBOUNDING MARGIN

Team	G	TEAM	AVG	OPP	AVG	MAR
1. Kansas	35	1371	39.2	1119	32.0	+7.2
2. Kansas State	34	1333	39.2	1122	33.0	+6.2
3. Oklahoma	36	1402	38.9	1201	33.4	+5.6
4. Texas	35	1359	38.8	1187	33.9	+4.9
5. Texas A&M	34	1249	36.7	1083	31.9	+4.9
6. Baylor	39	1332	34.2	1341	34.4	-0.2
7. Missouri	38	1393	36.7	1413	37.2	-0.5
8. Oklahoma State	35	1223	34.9	1277	36.5	-1.5
9. Iowa State	32	1078	33.7	1130	35.3	-1.6
10. Texas Tech	33	1185	35.9	1256	38.1	-2.2
11. Colorado	31	855	27.6	1040	33.5	-6.0
12. Nebraska	31	861	27.8	1066	34.4	-6.6



BIG 12 LEADERS

TEAM STATS (BIG 12 GAMES)

► SCORING OFFENSE

Team	G	W-L	PTS	AVG
1. Oklahoma State	16	9-7	1263	78.9
2. Missouri	16	12-4	1257	78.6
3. Oklahoma	16	13-3	1239	77.4
4. Kansas	16	14-2	1214	75.9
5. Texas	16	9-7	1170	73.1
6. Texas Tech	16	3-13	1167	72.9
7. Baylor	16	5-11	1153	72.1
8. Texas A&M	16	9-7	1145	71.6
9. Kansas State	16	9-7	1127	70.4
10. Iowa State	16	4-12	997	62.3
11. Nebraska	16	8-8	990	61.9
12. Colorado	16	1-15	943	58.9

► SCORING DEFENSE

Team	G	PTS	AVG
1. Nebraska	16	998	62.4
2. Kansas	16	1046	65.4
3. Texas A&M	16	1117	69.8
4. Oklahoma	16	1119	69.9
Iowa State	16	1119	69.9
6. Missouri	16	1122	70.1
7. Texas	16	1124	70.2
8. Colorado	16	1133	70.8
9. Kansas State	16	1153	72.1
10. Baylor	16	1219	76.2
11. Oklahoma State	16	1242	77.6
12. Texas Tech	16	1273	79.6

► FIELD GOAL PERCENTAGE

Team	G	FG	FGA	PCT
1. Oklahoma	16	437	875	499
2. Kansas	16	422	858	492
3. Missouri	16	447	971	460
4. Texas A&M	16	382	846	452
5. Oklahoma State	16	412	916	450
6. Texas Tech	16	397	906	438
7. Texas	16	419	960	436
8. Colorado	16	325	754	431
9. Baylor	16	394	922	427
10. Nebraska	16	335	802	418
11. Iowa State	16	361	872	414
12. Kansas State	16	392	953	411

► FIELD GOAL PERCENTAGE DEFENSE

Team	G	FG	FGA	PCT
1. Kansas	16	347	898	386
2. Oklahoma	16	404	979	413
3. Texas	16	385	894	431
4. Missouri	16	396	908	436
5. Nebraska	16	350	785	446
6. Texas A&M	16	412	917	449
7. Iowa State	16	409	907	451
8. Kansas State	16	372	823	452
9. Texas Tech	16	419	917	457
10. Oklahoma State	16	416	907	459
11. Baylor	16	418	894	468
12. Colorado	16	395	806	490

► FREE THROW PERCENTAGE

Team	G	FT	FTA	PCT
1. Oklahoma State	16	304	404	.752
2. Texas Tech	16	261	352	.741
3. Kansas	16	270	368	.734
4. Colorado	16	206	286	.720
5. Baylor	16	236	329	.717
6. Iowa State	16	166	232	.716
7. Nebraska	16	218	307	.710
8. Texas	16	262	377	.695
9. Missouri	16	254	371	.685
10. Oklahoma	16	258	378	.683
11. Kansas State	16	239	357	.669
12. Texas A&M	16	275	411	.669

► 3-POINT FIELD GOAL PERCENTAGE

Team	G	3FG	FGA	PCT
1. Kansas	16	100	248	.403
2. Oklahoma	16	107	273	.392
3. Texas A&M	16	106	273	.388
4. Texas Tech	16	112	301	.372
5. Missouri	16	109	296	.368
6. Oklahoma State	16	135	373	.362
7. Nebraska	16	102	282	.362
8. Kansas State	16	104	292	.356
9. Colorado	16	87	246	.354
10. Baylor	16	129	379	.340
11. Iowa State	16	109	336	.324
12. Texas	16	70	235	.298

► 3-POINT FIELD GOALS MADE

Team	G	3FG	AVG
1. Oklahoma State	16	135	8.44
2. Baylor	16	129	8.06
3. Texas Tech	16	112	7.00
4. Iowa State	16	109	6.81
Missouri	16	109	6.81
6. Oklahoma	16	107	6.69
7. Texas A&M	16	106	6.63
8. Kansas State	16	104	6.50
9. Nebraska	16	102	6.38
10. Kansas	16	100	6.25
11. Colorado	16	87	5.44
12. Texas	16	70	4.38

► REBOUNDING MARGIN

Team	G	TEAM	AVG	OPP	AVG	MAR
1. Kansas	16	607	37.9	476	29.8	+8.2
2. Oklahoma	16	612	38.2	522	32.6	+5.6
3. Texas A&M	16	581	36.3	499	31.2	+5.1
4. Texas	16	607	37.9	538	33.6	+4.3
Kansas State	16	599	37.4	530	33.1	+4.3
6. Oklahoma State	16	547	34.2	568	35.5	-1.3
7. Texas Tech	16	534	33.4	576	36.0	-2.6
8. Iowa State	16	519	32.4	566	35.4	-2.9
9. Baylor	16	522	32.6	573	35.8	-3.2
Missouri	16	550	34.4	601	37.6	-3.2
11. Colorado	16	421	26.3	529	33.1	-6.7
12. Nebraska	16	440	27.5	561	35.1	-7.6

THE REVIEW

GAME RECAPS

► **GAME 1: OU 83, AMERICAN 54**
Nov. 14, 2008 • Norman, Okla. • Lloyd Noble Center • Sooner Sports Network

AMERICAN	MP	FG	3FG	FT	R	F	A	TO	B	S	TP
Gilmore (F)	36	6-11	3-7	1-2	1	3	2	3	0	0	16
Markusovic (C)	13	0-0	0-0	1-2	2	3	1	0	1	0	1
Mercer (G)	28	2-10	0-2	2-2	5	3	1	3	0	0	6
Carr (G)	33	4-15	1-6	2-2	4	2	1	1	0	0	11
Borden (G)	14	0-1	0-1	0-0	1	4	1	2	0	0	0
Wilson	3	0-0	0-0	0-0	0	0	0	0	0	0	0
Hendra	28	3-8	1-3	0-0	5	3	1	1	1	0	7
Luptak	15	2-5	1-3	0-0	1	0	0	1	0	0	5
Lumpkins	11	2-5	0-0	0-0	2	2	0	1	0	0	4
Nichols	19	2-5	0-0	0-0	8	4	2	3	0	0	4
Totals	200	21-60	6-22	6-8	31	24	9	15	1	0	54
		(.350)	(.273)	(.750)							

OKLAHOMA	MP	FG	3FG	FT	R	F	A	TO	B	S	TP
Griffin, B. (F)	33	9-11	1-1	5-14	18	1	1	0	1	1	24
Griffin, T. (F)	27	1-2	0-0	6-7	5	1	0	2	3	4	8
Crocker (G)	24	4-8	1-4	0-0	2	2	0	2	0	2	9
Warren (G)	27	3-9	0-6	4-4	0	1	2	2	0	2	10
Johnson (G)	26	2-4	1-3	0-0	1	2	8	1	1	2	5
Wright	13	2-3	0-0	5-6	5	1	0	2	0	0	9
Franklin	3	0-0	0-0	0-0	0	0	1	0	0	0	0
Leary	11	1-1	1-1	0-0	1	1	2	1	0	1	3
Allen	6	2-2	0-0	0-1	0	2	0	1	0	0	4
Cannon	3	0-1	0-0	0-0	1	0	0	0	0	0	0
Davis	18	4-7	3-6	0-0	2	1	1	0	1	1	11
Willis	6	0-4	0-2	0-0	1	0	0	0	0	0	0
Gerber	3	0-0	0-0	0-0	1	0	0	1	0	0	0
Totals	200	28-52	7-23	20-32	38	12	15	12	6	13	83
		(.538)	(.304)	(.625)							


Officials: Tom O'Neill, Rick Jones, Jeff Malham
Technicals: Oklahoma – Tony Crocker; **Attendance:** 10,331; **Halftime:** OU 47, American 24
Notes: Blake Griffin registered 24 points and a then-career-high 18 rebounds to power OU to a season-opening win ... Griffin was 9-for-11 from the field and made his first career 3-pointer ... Cade Davis made three treys and finished with 11 points ... Ryan Wright's nine points wound up as his most of the season ... OU led by as many as 34.

► **GAME 2: OU 94, MISSISSIPPI VALLEY STATE 53**
Nov. 17, 2008 • Norman, Okla. • Lloyd Noble Center • NIT Season Tip-Off • ESPN2

MISS. VALLEY STATE	MP	FG	3FG	FT	R	F	A	TO	B	S	TP
Behling (F)	27	6-13	1-4	3-5	5	1	0	1	0	1	16
Petty (F)	28	1-6	1-1	0-0	9	4	1	4	0	1	3
Studivant (C)	27	1-9	0-0	2-5	7	3	0	2	0	0	4
Harmason (G)	26	1-6	0-0	1-4	2	5	2	5	0	1	3
Clark (G)	10	2-3	1-2	1-1	3	2	1	3	1	1	6
Newsome	29	4-10	1-5	2-2	1	5	0	7	0	2	11
Pritchard	1	1-1	0-0	0-0	0	0	0	0	0	1	2
Nettles	5	1-1	0-0	0-0	1	0	1	0	0	0	2
Allen	5	0-0	0-0	0-0	0	2	0	1	0	0	0
Burwell	9	1-3	0-2	0-0	1	0	2	0	0	0	2
Jones	11	0-2	0-1	0-0	0	0	0	1	0	0	0
Smith	9	0-1	0-0	0-0	1	1	0	0	0	1	0
Preston	13	0-1	0-0	4-6	2	5	0	0	0	0	1
Totals	200	18-56	4-15	13-23	35	28	7	25	1	8	53
		(.455)	(.385)	(.833)							

OKLAHOMA	MP	FG	3FG	FT	R	F	A	TO	B	S	TP
Griffin, B. (F)	31	8-9	0-0	4-8	19	0	2	5	0	6	20
Griffin, T. (F)	17	3-5	0-0	0-0	4	3	2	1	2	3	6
Crocker (G)	27	2-8	0-3	0-0	4	1	1	3	0	0	4
Warren (G)	29	6-12	0-4	2-3	2	2	2	2	0	2	14
Johnson (G)	18	3-6	1-3	1-2	1	1	3	2	1	3	8
Wright	12	1-3	0-0	1-2	2	3	0	0	0	0	3
Franklin	2	0-0	0-0	1-2	1	0	1	0	0	0	1
Leary	10	1-1	1-1	2-2	1	2	4	0	0	1	5
Allen	6	1-1	0-0	2-6	1	1	0	0	0	0	4
Cannon	10	1-3	0-0	2-2	3	2	1	1	0	0	4
Davis	19	3-8	3-7	0-0	2	1	1	0	0	1	9
Willis	15	4-7	1-1	5-5	2	2	0	2	0	2	14
Gerber	4	1-2	0-0	0-0	2	2	0	0	0	0	2
Totals	200	34-65	6-19	20-32	46	20	17	16	3	18	94
		(.523)	(.316)	(.625)							

Officials: Brad Ferrie, Pat Evans, Kipp Kissinger
Technicals: None; **Attendance:** 9,625; **Halftime:** OU 35, Mississippi Valley State 19
Notes: Blake Griffin had 20 points and 19 boards while freshmen Willie Warren and Ray Willis (season high) scored 14 points each ... OU bolted to a 17-2 lead, issued a 20-0 run early in the second half and scored 59 points after halftime (its most in a half in four seasons).



► Davidson's Stephen Curry set a Lloyd Noble Center opponent record with 44 points in the NIT Season Tip-Off. OU won, however, behind Blake Griffin's 25 points and 21 rebounds.

THE REVIEW

► **GAME 3: OU 82, DAVIDSON 78**
Nov. 18, 2008 • Norman, Okla. • Lloyd Noble Center • NIT Season Tip-Off • ESPN2

DAVIDSON	MP	FG	3FG	FT	R	F	A	TO	B	S	TP
Rossiter (F)	29	2-4	0-0	2-4	6	5	1	0	1	2	6
Lovedale (F)	36	4-12	0-0	2-5	8	3	0	0	0	0	10
Paulhus Gosselin (G)	16	1-2	0-0	0-0	2	5	1	0	0	2	2
Barr (G)	27	1-9	1-7	0-0	4	3	0	1	0	0	3
Curry (G)	33	12-29	6-15	14-14	3	3	3	3	0	2	44
McKillop	23	1-4	1-3	0-0	0	0	3	0	0	2	3
Archambault	26	2-5	2-4	1-2	1	1	2	0	0	1	7
Allison	10	1-3	0-0	1-1	2	2	0	1	1	0	3
Totals	200	24-68	10-29	20-26	31	22	10	5	2	9	78
		(.353)	(.345)	(.769)							

OKLAHOMA	MP	FG	3FG	FT	R	F	A	TO	B	S	TP
Griffin, B. (F)	38	7-11	0-0	11-12	21	3	3	6	0	1	25
Griffin, T. (F)	35	6-7	0-0	4-5	6	4	0	0	1	1	16
Crocker (G)	36	2-8	2-6	2-2	3	2	0	1	0	0	8
Warren (G)	24	7-11	3-5	3-4	1	5	2	5	0	0	20
Johnson (G)	22	1-3	0-2	2-2	1	4	3	2	1	0	4
Wright	7	0-0	0-0	1-2	2	0	0	1	0	0	1
Leary	14	0-2	0-1	0-0	1	3	1	0	0	0	0
Davis	21	1-4	1-4	3-4	4	1	2	0	0	1	6
Willis	3	1-2	0-0	0-0	2	0	0	1	0	0	2
Totals	200	25-48	6-18	26-31	43	22	11	17	2	3	82
		(.521)	(.333)	(.839)							

Officials: Jamie Luckie, Pat Adams, Tom Eades
Technicals: None; **Attendance:** 10,793; **Halftime:** OU 38, Davidson 34
Notes: The game marked the year's first matchup of AP top-25 teams and featured two first-team preseason AP All-Americans in Blake Griffin and Stephen Curry ... OU withstood a Lloyd Noble Center opponent record of 44 points from Curry to post the four-point win and advance to the semifinals of the NIT Season Tip-Off in New York City ... Curry was 12-for-29 from the field and 14-for-14 from the free throw line in 33 minutes ... Griffin countered with 25 points, a then-career-high 21 rebounds and three assists in 38 minutes ... OU used a 23-4 run early in the second half to go up 61-40 with 13 minutes remaining ... Davidson answered with a 14-0 run and then another rally to draw within three with 16 seconds left ... Willie Warren and Taylor Griffin scored 20 and 16 points, respectively, for the Sooners.

GAME RECAPS

► GAME 4: OU 80, GARDNER-WEBB 76

Nov. 22, 2008 • Norman, Okla. • Lloyd Noble Center

GARDNER-WEBB	MP	FG	3FG	FT	R	F	A	TO	B	S	TP
Henley (F)	40	5-9	1-2	4-4	12	3	1	1	0	0	15
MacMillan (C)	34	5-5	0-0	1-2	6	5	4	2	0	3	11
Flittner (G)	35	6-16	5-10	2-2	3	4	7	2	0	0	19
Silver (G)	12	1-3	0-0	0-0	4	3	0	3	0	2	2
Linn (G)	36	7-16	3-6	5-11	1	4	1	7	0	0	22
Hailey	1	0-0	0-0	0-0	0	0	0	0	0	0	0
Maden	0+	0-0	0-0	0-0	0	0	0	0	0	0	0
Siddle	8	0-2	0-1	0-0	3	0	1	1	0	0	0
Dovonou	5	0-1	0-0	0-0	1	1	0	0	0	0	0
Hinson III	1	0-1	0-1	0-0	0	2	0	0	0	0	0
Boggs	3	0-0	0-0	0-0	0	0	0	0	0	0	0
Moore	25	3-8	1-4	0-1	3	1	0	1	0	1	7
Totals	200	27-61	10-24	12-20	39	23	14	17	0	6	76
		(.443)	(.417)	(.600)							

OKLAHOMA	MP	FG	3FG	FT	R	F	A	TO	B	S	TP
Griffin, B. (F)	39	14-20	1-1	6-12	21	3	5	3	1	3	35
Griffin, T. (F)	35	4-7	0-0	4-6	7	4	1	1	2	3	12
Crocker (G)	27	1-11	0-6	0-0	3	2	1	4	1	1	2
Warren (G)	31	5-15	3-9	4-6	1	3	4	0	0	2	17
Johnson (G)	38	1-6	1-5	3-4	3	3	4	0	4	2	6
Wright	6	1-2	0-0	0-0	1	0	0	0	1	1	2
Leary	13	0-3	0-3	0-0	0	2	1	0	0	1	0
Willis	11	2-3	2-3	0-0	2	0	0	2	0	0	6
Totals	200	28-67	7-27	17-28	43	17	16	11	9	13	80
		(.418)	(.259)	(.607)							

Officials: Curtis Shaw, James Durham, Kevin Mathis
Technical: None; **Attendance:** 11,076; **Halftime:** OU 42, Gardner-Webb 37

Notes: Blake Griffin registered then-career highs of 35 points and 21 rebounds (as well as five assists and three steals) in a close four-point triumph ... The sophomore was 14-for-20 from the field and 1-for-1 from 3-point range ... The Sooners led by seven early in the second half but fell behind 67-62 with 6:06 remaining ... Gardner-Webb still held a 74-73 lead with 2:27 left before OU closed the game with a 7-2 spurt ... Griffin became the first player in Big 12 Conference history to record consecutive games of at least 20 points and 20 rebounds ... At the time, Griffin's 35 points were the most by a Sooner in five seasons ... Cade Davis did not play due to a sprained ankle ... The game was the 500th for OU at Lloyd Noble Center.

► GAME 5: OU 77, UAB 67

Nov. 26, 2008 • New York, N.Y. • Madison Square Garden • NIT Season Tip-Off • ESPN2

UAB	MP	FG	3FG	FT	R	F	A	TO	B	S	TP
Kinnard (F)	33	5-14	2-4	0-0	3	5	0	1	1	2	12
Johnson (G)	28	1-5	1-3	0-0	1	3	8	2	0	4	3
Delaney (G)	39	10-14	1-3	2-2	6	2	1	0	1	0	23
Vaden (G)	40	7-19	4-10	0-0	9	1	3	5	0	1	18
Toney (G)	24	0-2	0-1	5-6	0	2	1	0	0	0	5
Roderick	16	0-2	0-1	0-2	4	5	0	1	0	0	0
Berrios	5	0-2	0-2	0-0	0	0	0	1	0	0	0
Crawford	15	3-7	0-0	0-0	2	1	0	0	0	0	6
Totals	200	26-65	8-24	7-10	28	19	13	10	2	7	67
		(.400)	(.333)	(.700)							

OKLAHOMA	MP	FG	3FG	FT	R	F	A	TO	B	S	TP
Griffin, B. (F)	39	11-14	0-0	10-14	15	3	3	6	0	1	32
Griffin, T. (F)	35	3-5	0-0	2-4	7	3	0	3	0	0	8
Crocker (G)	35	4-10	4-9	0-0	4	3	1	3	1	0	12
Warren (G)	17	3-5	0-2	0-0	1	3	1	3	0	0	6
Johnson (G)	35	2-8	0-4	3-4	4	1	5	0	0	1	7
Wright	2	0-0	0-0	0-0	0	0	0	0	0	0	0
Leary	7	0-0	0-0	0-0	1	1	0	1	0	0	0
Allen	0+	0-0	0-0	0-0	0	0	0	0	0	0	0
Davis	30	4-8	4-8	0-0	4	1	3	1	0	1	12
Totals	200	27-50	8-23	15-22	39	15	13	17	1	3	77
		(.540)	(.348)	(.682)							

Officials: John Cahill, Bernard Clinton, Brian O'Connell
Technical: None; **Attendance:** 4,438; **Halftime:** UAB 34, OU 29

Notes: The Sooners used a .600 second-half field goal performance to outscore UAB 48-33 after intermission at Madison Square Garden ... Oklahoma trailed by 11 (34-23) with 2:54 left in the first half before cutting the margin to five at the break ... Still down 62-60 with 5:15 left, OU finished the game on a 17-5 run ... Blake Griffin was 11-for-14 from the field and notched his fifth straight double-double with 32 points and a then-season-low 15 boards ... Tony Crocker and Cade Davis each drained four 3-pointers and scored 12 points ... The Sooners committed seven more turnovers than UAB (17-10) but still came out on top in the points-off-turnovers category (18-12).

► GAME 6: OU 87, PURDUE 82 (OT)

Nov. 28, 2008 • New York, N.Y. • Madison Square Garden • NIT Season Tip-Off • ESPN2

OKLAHOMA	MP	FG	3FG	FT	R	F	A	TO	B	S	TP
Griffin, B. (F)	40	5-13	0-0	8-13	21	3	3	2	2	2	18
Griffin, T. (F)	43	8-12	0-1	3-6	8	3	2	2	2	1	19
Crocker (G)	33	1-4	0-2	4-6	1	0	2	1	0	4	2
Warren (G)	38	5-14	1-3	11-13	3	3	3	3	1	3	22
Johnson (G)	39	4-11	1-6	2-2	2	2	6	3	0	1	11
Wright	7	0-1	0-0	1-2	1	3	0	3	1	0	1
Leary	3	0-1	0-1	0-0	0	0	0	0	0	0	0
Davis	23	2-6	2-6	4-4	3	1	0	0	0	0	10
Totals	200	25-62	4-19	33-46	44	15	16	14	6	11	87
		(.403)	(.211)	(.717)							

PURDUE	MP	FG	3FG	FT	R	F	A	TO	B	S	TP
Hummel (F)	24	4-8	2-5	0-0	9	5	2	2	1	1	10
Johnson (F)	15	2-5	0-0	1-1	1	4	0	2	0	0	5
Kramer (G)	39	1-5	0-2	2-2	3	2	4	2	1	1	4
Grant (G)	29	3-9	2-5	0-0	3	4	1	2	0	0	8
Moore (G)	43	9-16	4-8	0-0	3	4	4	6	1	0	22
Green	23	1-4	1-3	0-0	3	3	1	0	2	0	3
Jackson	22	4-7	2-3	0-0	4	2	6	2	0	0	10
Calasan	30	9-15	1-3	1-2	8	4	2	2	0	0	20
Totals	200	33-69	12-29	4-5	35	28	20	19	5	2	82
		(.478)	(.414)	(.800)							

Officials: Ed Corbett, Tim Higgins, Michael Stephens
Technical: None; **Attendance:** 3,670; **Halftime:** Purdue 40, OU 36

Notes: Oklahoma claimed the NIT Season Tip-Off title at Madison Square Garden ... OU earned its first win over a top-10 team since the 2005-06 season and first against a top-10 team away from Norman since the 2003-04 campaign ... The game marked OU's only overtime affair of the season ... The Sooners battled back from deficits on several occasions ... They trailed by nine in the first half (came back to lead 52-48 with 13:09 left in the second half), 67-58 with 8:08 left in the second half (outscored Purdue 16-7 afterward to force overtime) and 80-76 two minutes into the extra session (finished the game on an 11-2 run) ... Blake Griffin was named the tournament's most outstanding player after finishing with 18 points, 21 rebounds, three assists, two blocks and two steals ... Willie Warren netted a team-high 22 points with the help of 11-for-13 free throw shooting ... Taylor Griffin registered 19 points and eight boards and made the all-tournament team ... Austin Johnson and Cade Davis added 11 and 10 points ... All of Davis' points came after halftime.



► Taylor and Blake Griffin posed in Times Square in New York City after OU won the NIT Season Tip-Off. Blake was named Most Outstanding Player while Taylor was named to the all-tournament team.

GAME RECAPS

► GAME 7: OU 73, USC 72

Dec. 4, 2008 • Norman, Okla. • Lloyd Noble Center • Big 12/Pac-10 hardwood Series • ESPN2

USC	MP	FG	3FG	FT	R	F	A	TO	B	S	TP
Washington (F)	14	3-4	2-2	1-2	3	4	1	0	0	0	9
DeRozan (F)	37	5-13	0-1	0-1	4	1	2	2	0	1	10
Gibson (F)	37	5-9	0-0	2-5	10	4	1	3	2	1	12
Hackett (G)	40	2-5	1-2	3-4	7	2	13	4	0	1	8
Lewis (G)	39	8-15	3-4	6-6	2	2	0	2	0	0	25
Diarra	2	0-0	0-0	0-0	0	0	0	0	0	0	0
Simmons	2	0-1	0-0	0-0	0	0	0	0	0	0	0
Wilkinson	25	2-3	2-2	2-2	2	5	1	1	0	2	8
Smith	4	0-0	0-0	0-0	0	1	0	2	0	0	0
Totals	200	25-50	8-11	14-20	34	19	18	14	2	5	72
		(.500)	(.727)	(.700)							

OKLAHOMA	MP	FG	3FG	FT	R	F	A	TO	B	S	TP
Griffin, B. (F)	37	8-12	0-0	9-13	6	2	2	2	1	0	25
Griffin, T. (F)	37	3-9	0-0	4-5	9	2	2	2	4	0	10
Crocker (G)	17	2-4	1-2	0-0	2	4	2	0	1	2	5
Warren (G)	37	2-6	1-4	0-0	3	2	1	1	0	4	5
Johnson (G)	35	7-12	3-7	0-0	1	3	1	2	0	2	17
Wright	6	0-1	0-0	1-2	0	2	0	0	0	0	1
Leary	7	1-2	1-2	0-0	1	1	0	1	0	1	3
Davis	24	1-6	1-6	4-6	3	2	1	0	0	0	7
Totals	200	24-52	7-21	18-26	25	18	9	8	6	9	73
		(.462)	(.333)	(.692)							

Officials: Steve Welmer, Tom O'Neill, David Hall
Technical: None; **Attendance:** 11,499; **Halftime:** OU 42, USC 35

Notes: The Sooners fell behind to visiting USC 9-0 before taking a 42-35 lead at halftime... OU extended its lead to as many as 11 (48-37) with 18:10 remaining only to see the Trojans whittle away and draw to within one point on five occasions... Blake Griffin scored 25 points on 8-for-12 field goal and 9-for-13 free throw shooting... Austin Johnson scored 15 of his then-season-high 17 points in the first half... Taylor Griffin finished with 10 points, nine boards and four blocked shots... USC was 8-for-11 from 3-point range to set an OU opponent record for percentage (.727)... OU's 34-25 rebounding deficit ended up as its third largest of the season... USC's Leonard Washington was ejected from the game after hitting Blake Griffin below the belt with his hand... Dwight Lewis paced the Trojans with 25 points.

► GAME 8: OU 69, TULSA 44

Dec. 7, 2008 • Tulsa, Okla. • BOK Center • CBS College Sports Network

OKLAHOMA	MP	FG	3FG	FT	R	F	A	TO	B	S	TP
Griffin, B. (F)	29	8-14	0-0	3-8	9	4	1	6	3	3	19
Griffin, T. (F)	28	3-4	0-0	3-6	6	3	2	1	1	5	9
Crocker (G)	25	5-9	2-3	0-0	6	3	1	0	0	1	12
Warren (G)	31	5-9	1-2	3-4	2	0	7	0	0	3	14
Johnson (G)	28	1-2	1-1	0-0	5	0	6	3	1	2	3
Wright	10	1-3	0-0	1-1	1	3	0	1	0	0	3
Franklin	1	0-0	0-0	0-0	0	1	0	1	0	1	0
Leary	9	0-1	0-0	0-0	1	0	0	1	0	1	0
Allen	8	0-1	0-0	2-2	0	1	0	0	0	0	2
Cannon	5	1-2	1-1	0-0	1	1	0	0	0	1	3
Davis	15	1-4	1-4	0-1	1	0	0	0	0	0	3
Willis	9	0-1	0-1	1-2	1	1	0	0	0	0	1
Gerber	2	0-0	0-0	0-0	0	0	0	0	0	0	0
Totals	200	25-50	6-12	13-24	36	18	17	13	5	16	69
		(.500)	(.500)	(.542)							

TULSA	MP	FG	3FG	FT	R	F	A	TO	B	S	TP
Wheatley (F)	23	0-2	0-0	0-0	1	2	1	1	0	0	0
Richard (F)	17	1-4	0-0	0-1	3	4	1	2	0	0	2
Jordan (C)	27	2-10	0-0	3-4	10	2	0	2	1	1	7
Uzoh (G)	31	4-7	1-1	0-2	4	0	0	2	0	4	9
Reese (G)	19	1-5	0-4	1-2	1	2	0	3	0	0	3
Hernandez	9	1-1	1-1	1-2	0	2	0	2	0	0	4
Idlet	24	2-6	0-0	0-3	6	5	0	4	0	3	4
Hurt	24	4-12	2-6	0-0	3	1	1	3	0	0	10
Andrews	14	1-3	0-0	0-0	1	0	1	2	0	1	2
Mitchell	12	1-1	0-0	1-3	4	1	1	0	0	0	3
Totals	200	17-51	4-12	6-17	38	19	5	21	1	9	44
		(.333)	(.333)	(.353)							

Officials: Steve Welmer, Doug Shows, Tom Eades
Technical: None; **Attendance:** 12,671; **Halftime:** OU 43, Tulsa 19

Notes: OU dealt Tulsa a 69-44 defeat in the first college basketball game at Tulsa's new downtown BOK Center... The Sooners shot .500 from the field and from 3-point range (TU entered the game allowing foes to shoot .371 and .210, respectively)... Oklahoma scored the game's first 13 points, led 20-3 and ended the first half on an 18-3 run to go up 43-19... Tulsa's Ben Uzoh (nine points) and Jerome Jordan (seven) combined for 16 points (they averaged a combined 26.5 per outing entering the game)... Blake Griffin led OU with 19 points and nine boards.

► GAME 9: OU 78, MAINE 52

Dec. 10, 2008 • Norman, Okla. • Lloyd Noble Center

MAINE	MP	FG	3FG	FT	R	F	A	TO	B	S	TP
Barnies (F)	21	2-2	0-0	2-2	5	0	2	3	0	0	6
McNally (F)	31	3-8	1-3	2-4	6	2	0	2	0	1	9
Rogers (G)	12	1-2	0-0	0-0	0	1	2	5	0	0	2
Socoby (G)	33	2-9	2-7	4-5	7	1	1	1	0	2	10
McLemore (G)	22	2-8	2-7	0-0	3	1	0	2	0	1	6
Martin	10	2-4	1-3	0-0	2	0	0	1	0	1	5
Mitchell	2	0-1	0-0	0-0	0	0	0	0	0	0	0
Bernal	26	2-11	0-0	2-4	4	3	1	3	0	0	6
Owes	20	1-10	0-2	2-4	5	2	1	1	0	0	4
Chetinov	23	2-3	0-0	0-0	5	4	0	1	1	2	4
Totals	200	17-58	6-22	12-19	41	14	7	20	1	7	52
		(.293)	(.273)	(.632)							

OKLAHOMA	MP	FG	3FG	FT	R	F	A	TO	B	S	TP
Griffin, B. (F)	26	11-13	0-0	0-1	10	2	3	0	3	2	22
Griffin, T. (F)	20	0-5	0-2	2-2	5	1	1	1	0	1	2
Crocker (G)	22	4-7	1-4	1-2	3	0	1	1	0	0	10
Warren (G)	20	7-10	1-4	4-5	0	2	2	1	0	2	19
Johnson (G)	18	1-1	1-1	0-0	2	1	7	1	0	2	3
Wright	12	0-2	0-0	3-4	3	2	1	1	1	0	3
Franklin	2	0-2	0-1	0-0	2	0	0	1	0	0	0
Leary	19	0-1	0-1	0-0	2	1	4	1	0	0	0
Allen	11	0-2	0-0	0-0	1	1	0	0	2	0	0
Cannon	13	0-3	0-2	0-0	4	1	0	0	0	0	0
Davis	16	2-8	2-8	0-0	2	1	1	0	0	0	6
Willis	20	4-11	2-5	3-5	5	1	1	2	0	1	13
Gerber	1	0-0	0-0	0-0	0	1	0	0	0	0	0
Totals	200	29-65	7-28	13-19	43	14	21	9	6	8	78
		(.446)	(.250)	(.684)							

Officials: Curtis Shaw, Kelly Self, Mike Thibodeaux
Technical: None; **Attendance:** 10,546; **Halftime:** OU 38, Maine 15

Notes: Blake Griffin finished with 22 points and 10 rebounds in 26 minutes of work... The sophomore was 11-for-13 from the field and dunked seven times... Willie Warren netted 19 points in 20 minutes of action while Ray Willis came off the bench to supply 13 points and five boards... OU's bench played 104 of the team's 20 minutes... The Sooners held Maine to .293 field goal shooting and turned 20 Black Bears turnovers into 28 points... Maine's 15 points in the first 20 minutes were the fewest allowed by OU in a half on the year.

► GAME 10: OU 70, UTAH 52

Dec. 13, 2008 • Norman, Okla. • Lloyd Noble Center • ESPN2

UTAH	MP	FG	3FG	FT	R	F	A	TO	B	S	TP
Tillie (F)	18	2-4	0-0	0-0	6	3	0	2	0	0	4
Nevill (C)	28	4-9	0-0	2-2	4	4	0	1	2	0	10
Tavita (G)	3	0-0	0-0	0-0	0	0	0	1	0	0	0
Borha (G)	30	3-8	1-3	5-6	2	1	0	2	0	0	12
Brown (G)	28	1-6	0-2	0-1	3	4	1	2	0	0	2
Cyphers	6	1-3	1-3	0-0	0	1	0	0	0	0	3
Drca	25	1-3	0-2	0-0	2	3	5	1	0	0	2
Green	32	3-11	3-9	3-4	5	2	1	0	1	1	12
Keypay	28	2-6	0-2	3-4	4	1	1	1	0	1	7
Grim	2	0-0	0-0	0-0	0	0	0	0	0	0	0
Totals	200	17-50	5-21	13-17	29	19	8	10	3	2	52
		(.340)	(.238)	(.765)							

OKLAHOMA	MP	FG	3FG	FT	R	F	A	TO	B	S	TP
Griffin, B. (F)	23	0-3	0-1	11-14	11	3	2	1	0	0	11
Griffin, T. (F)	36	3-9	0-0	5-6	7	3	0	0	0	1	11
Crocker (G)	35	3-13	1-5	4-4	2	3	2	1	0	1	11
Warren (G)	36	5-11	2-5	0-0	3	1	2	2	0	0	12
Johnson (G)	35	5-6	2-3	2-2	2	1	1	1	0	3	14
Wright	18	1-4	0-0	4-4	6	2	0	1	0	0	6
Allen	2	0-0	0-0	0-0	0	0	0	1	0	0	0
Davis	14	2-3	1-2	0-0	3	3	1	1	0	1	5
Willis	1	0-0	0-0	0-0	0	0	0	0	0	0	0
Totals	200	19-49	6-16	26-30	37	16	8	8	0	6	70
		(.388)	(.375)	(.867)							

Officials: Tom O'Neill, David Hall, Verne Harris
Technical: OU - Warren; **Attendance:** 11,576; **Halftime:** OU 30, Utah 21

Notes: Oklahoma shot a season-low .388 from the field but turned in a solid .867 effort at the free throw line (26-for-30) in an 18-point home win... All five OU starters scored in double figures for the first time since Dec. 8, 2004 (vs. Purdue)... Blake Griffin was 0-for-3 from the field in his 23 minutes (battled foul trouble) but still managed a double-double with 11 points and 11 rebounds... Austin Johnson was 5-for-6 from the floor and led all scorers with 14 points... Ryan Wright played 18 minutes off the bench and contributed six points and six boards... The Sooners held Utah center Luke Nevill to 10 points and four rebounds (he entered the game averaging 18.1 and 8.5).



GAME RECAPS

► GAME 11: OU 81, VCU 70

Dec. 20, 2008 • Oklahoma City, Okla. • Ford Center • All-College Classic • ESPN2

VCU	MP	FG	3FG	FT	R	F	A	TO	B	S	TP
Sanders (F)	29	6-8	0-0	4-8	4	5	1	0	3	0	16
Pishchalnikov (F)	23	2-3	0-0	5-5	5	5	1	1	1	0	9
Maynor (G)	33	5-19	2-9	3-4	5	3	3	8	0	3	15
Rodriguez (G)	33	1-7	0-2	0-0	3	3	5	1	0	3	2
Burgess (G)	35	6-10	2-4	1-1	7	3	1	2	0	1	15
Saintil	9	0-1	0-0	0-0	2	1	0	1	1	0	0
Rozzell	18	3-5	0-1	0-0	0	3	0	0	1	3	6
Smith	1	0-0	0-0	0-0	0	0	0	0	0	0	0
Nixon	19	1-6	1-2	4-4	1	3	1	0	0	0	7
Totals	200	24-59	5-18	17-22	31	26	12	13	6	10	70
		(.407)	(.278)	(.773)							

OKLAHOMA	MP	FG	3FG	FT	R	F	A	TO	B	S	TP
Griffin, B. (F)	26	5-8	0-0	8-12	7	4	1	3	0	0	18
Griffin, T. (F)	36	1-5	0-0	6-8	8	5	2	2	1	2	8
Crocker (G)	31	8-13	5-6	5-5	5	0	1	3	0	0	26
Warren (G)	29	3-7	2-3	1-1	0	1	2	2	0	0	9
Johnson (G)	28	3-6	1-2	2-2	5	4	6	2	2	3	9
Wright	15	0-2	0-0	3-6	6	1	0	1	1	0	3
Leary	8	1-1	0-0	0-0	0	1	0	0	0	0	2
Davis	27	2-5	2-85	0-0	2	2	1	0	0	1	6
Totals	200	23-47	10-16	25-34	35	18	13	13	4	6	81
		(.489)	(.625)	(.735)							

Officials: Steve Welmer, Gerry Pollard, Randy Heimerman
Technical: OU – T. Griffin; **Attendance:** 8,502; **Halftime:** OU 42, VCU 33

Notes: OU made 10 3-pointers and shot .625 from beyond the arc in an All-College Classic victory in Oklahoma City against Jeff Capel's former program ... Tony Crocker scored a then-career-high-26 points with the help of 5-for-6 3-point shooting while Blake Griffin netted 18 points and grabbed seven boards ... The Sooners used an 11-1 first-half-ending run to turn a 32-31 deficit into a 42-33 lead at the break ... OU upped its margin to as many as 20 (80-60) before VCU ended the game on a 10-1 run ... VCU guard Eric Maynor entered the game averaging 24.4 points but was held to 14.

► GAME 12: OU 70, RICE 58

Dec. 22, 2008 • Houston, Texas • Tudor Fieldhouse • Sooner Sports Network

OKLAHOMA	MP	FG	3FG	FT	R	F	A	TO	B	S	TP
Griffin, B. (F)	37	9-11	0-0	9-17	11	2	3	6	4	1	27
Griffin, T. (F)	34	2-2	0-0	0-2	9	4	0	2	0	0	4
Crocker (G)	31	0-7	0-5	2-4	3	3	1	2	0	3	2
Warren (G)	37	11-17	4-9	5-9	2	4	3	1	0	1	31
Johnson (G)	31	1-5	1-2	1-2	8	3	2	2	2	1	4
Wright	6	1-2	0-0	0-0	2	1	0	2	0	0	2
Leary	9	0-1	0-1	0-0	0	0	0	2	0	1	0
Cannon	2	0-0	0-0	0-0	0	1	0	0	0	0	0
Davis	10	0-3	0-3	0-0	2	2	0	0	0	0	0
Willis	3	0-0	0-0	0-0	0	0	0	0	0	0	0
Totals	200	24-48	5-20	17-34	42	20	9	17	6	7	70
		(.500)	(.250)	(.500)							

RICE	MP	FG	3FG	FT	R	F	A	TO	B	S	TP
Braimoh (F)	10	0-2	0-0	0-0	2	3	0	2	0	0	0
Kuipers (F)	24	1-4	0-1	2-2	3	5	0	1	1	0	4
Beasley (G)	33	1-7	0-3	0-0	3	3	1	2	0	4	2
Foster (G)	27	1-8	1-4	5-6	3	3	6	1	0	3	8
Pflieger (G)	38	6-12	3-8	2-2	2	3	4	0	0	1	17
Schwarze	1	0-0	0-0	0-0	0	0	0	0	0	0	0
Frizzelle	18	2-8	1-4	0-0	4	1	1	2	0	0	5
Stanton	26	2-6	0-1	2-2	9	4	0	1	1	2	6
Ghoram	23	5-11	1-2	5-8	3	3	0	1	0	0	16
Totals	200	18-58	6-23	16-20	35	25	12	11	2	10	58
		(.310)	(.261)	(.800)							

Officials: David Hall, Mike Thibodeaux, Warren Evans
Technical: None; **Attendance:** 3,345; **Halftime:** OU 29, Rice 28

Notes: The Sooners overcame 17 turnovers and .500 free throw shooting (17-for-34) to post a 12-point road win ... Oklahoma outscored the Owls 26-14 over the final 7:51 after the game was knotted at 44 ... OU shot .500 from the field and held Rice to .310 field goal and .261 3-point marks ... Willie Warren (31 points) and Blake Griffin (27) combined for 58 of OU's 70 points ... The Sooners' bench scored just two points (Ryan Wright) ... Austin Johnson recorded a career-high-tying eight rebounds while Taylor Griffin pulled down nine ... The win gave OU its best start to a season (12-0) since the 1989-90 campaign.

► GAME 13: ARKANSAS 96, OU 88

Dec. 30, 2008 • Fayetteville, Ark. • Bud Walton Arena • Sooner Sports Network

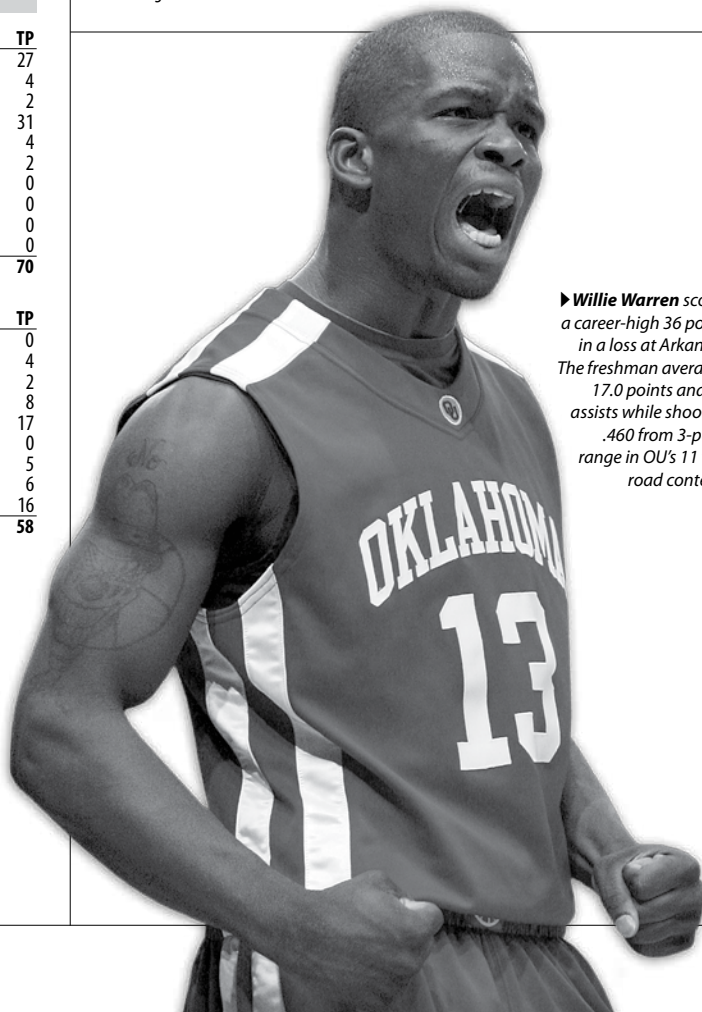
OKLAHOMA	MP	FG	3FG	FT	R	F	A	TO	B	S	TP
Griffin, B. (F)	34	8-15	0-0	5-8	13	5	4	4	3	1	21
Griffin, T. (F)	34	4-8	0-0	1-6	5	5	2	0	1	0	9
Crocker (G)	26	6-13	6-13	0-0	2	4	1	2	0	2	18
Warren (G)	37	12-22	7-11	4-7	4	5	4	3	0	1	35
Johnson (G)	34	1-8	0-5	0-0	0	3	5	1	0	0	2
Wright	12	1-2	0-0	1-1	3	3	0	1	0	0	3
Leary	5	0-0	0-0	0-0	0	0	0	0	0	0	0
Davis	18	0-5	0-4	0-0	2	5	2	0	0	0	0
Willis	0+	0-0	0-0	0-0	0	0	0	0	0	0	0
Totals	200	32-73	13-33	11-22	33	31	18	12	4	4	88
		(.438)	(.394)	(.500)							

ARKANSAS	MP	FG	3FG	FT	R	F	A	TO	B	S	TP
Washington (F)	26	10-12	0-0	4-7	11	4	1	0	0	0	24
Sanchez (F)	24	5-9	0-0	2-5	6	4	1	1	1	0	12
Fortson (G)	39	3-14	0-4	6-8	8	4	10	5	0	2	12
Welsh (G)	27	6-12	3-5	4-8	5	4	2	2	0	1	19
Clarke (G)	33	3-4	3-4	6-7	2	1	1	0	0	0	15
Monk	20	3-7	0-0	6-6	6	3	0	3	0	1	12
Moore	9	0-0	0-0	2-2	2	3	0	1	2	0	2
Britt	22	0-0	0-0	0-0	2	2	1	0	1	2	0
Totals	200	30-58	6-13	30-43	45	25	16	12	3	7	96
		(.517)	(.462)	(.698)							

Officials: Ed Hightower, Mark Whitehead, Tom Eades
Technical: OU – Crocker, Bench; **Attendance:** 19,604; **Halftime:** Arkansas 53, OU 38

Notes: OU dropped its first game of the year after a 12-0 start ... Arkansas' 96 points were the most surrendered by the Sooners since Nov. 26, 2004 (vs. Washington) ... Oklahoma entered the game allowing opponents to shoot just .379 from the field but watched the Razorbacks post a .517 figure ... OU trailed by as many as 25 points (72-47) but used a 16-0 run to cut its deficit to nine (72-63) with 9:08 left ... Down 81-69 with 5:57 left, the Sooners scored eight straight points to draw to within 81-77 but got no closer ... Willie Warren scored a career-high 35 points on a career-high seven 3-point makes (11 attempts) and added four rebounds and four assists ... Warren netted 20 of OU's 38 first-half points and scored eight more during a 45-second span in the second half ... Blake Griffin added 21 points and 13 boards while Tony Crocker finished with 18 points on 6-for-13 shooting from behind the arc ... OU's loss snapped a five-game winning streak against Arkansas.

THE REVIEW



► Willie Warren scored a career-high 36 points in a loss at Arkansas. The freshman averaged 17.0 points and 3.8 assists while shooting .460 from 3-point range in OU's 11 true road contests.

GAME RECAPS

► GAME 14: OU 93, COPPIN STATE 62

Jan. 3, 2009 • Norman, Okla. • Lloyd Noble Center • Sooner Sports Network

COPPIN STATE	MP	FG	3FG	FT	R	F	A	TO	B	S	TP
Hayden (F)	12	0-4	0-0	0-0	1	1	0	0	0	0	0
Kucinskask(C)	14	0-1	0-1	0-0	3	5	0	0	0	0	0
Harper (G)	33	5-11	2-5	1-3	3	1	5	1	1	2	13
Iloegbu (G)	10	0-2	0-1	0-0	0	1	0	1	0	1	0
McKee (G)	40	7-22	3-7	3-5	6	3	4	2	0	4	20
Goldsberry	24	0-2	0-0	2-2	0	0	0	1	0	0	2
Buckley	16	3-6	3-5	0-0	1	3	0	1	0	1	9
Coleman	18	1-6	0-0	0-0	5	5	1	0	1	0	2
Chesnut	33	6-8	0-0	4-5	6	1	0	0	0	1	16
Totals	200	22-62	8-19	10-15	29	20	10	6	2	9	62
		(.355)	(.421)	(.667)							

OKLAHOMA	MP	FG	3FG	FT	R	F	A	TO	B	S	TP
Griffin, B. (F)	26	5-9	0-1	4-4	12	1	2	1	0	0	14
Griffin, T. (F)	21	2-4	0-0	4-5	10	1	0	2	0	0	8
Crocker (G)	27	7-13	5-11	1-3	3	2	0	1	0	0	20
Warren (G)	25	4-6	2-4	4-6	1	2	7	1	0	0	14
Johnson (G)	17	1-2	0-1	0-0	0	3	3	0	1	0	2
Wright	8	0-0	0-0	1-3	3	1	0	2	0	0	1
Franklin	3	0-1	0-1	1-2	1	0	2	1	0	0	1
Leary	20	4-5	3-4	0-0	2	1	2	0	0	0	11
Allen	13	3-5	0-0	0-0	4	3	0	1	0	1	6
Cannon	13	0-3	0-2	1-2	2	1	1	1	0	0	1
Davis	10	2-2	1-1	0-0	3	0	2	0	0	0	5
Willis	14	2-6	2-4	4-4	6	0	1	2	0	0	10
Gerber	3	0-0	0-0	0-0	1	1	0	0	0	0	0
Totals	200	30-56	13-29	20-29	48	16	20	12	1	1	93
		(.536)	(.448)	(.690)							

Officials: Darron George, Don Daily, Kelly Groom
Technical: Coppin State – Bench; **Attendance:** 11,563; **Halftime:** OU 45, Coppin State 23

Notes: Tony Crocker's 20 points paced five Sooners in double figures in the 31-point win ... Oklahoma drained 13 3-pointers for the second straight game ... Blake Griffin recorded his 11th double-double in 14 outings with 14 points and 12 boards ... Willie Warren also netted 14 points and tied a career high with seven assists ... The game marked the 200th for Jeff Capel.

► GAME 15: OU 100, MARYLAND EASTERN SHORE 64

Jan. 5, 2009 • Norman, Okla. • Lloyd Noble Center • Sooner Sports Network

UMES	MP	FG	3FG	FT	R	F	A	TO	B	S	TP
Mayes (F)	22	1-9	0-1	2-2	4	4	1	2	0	0	4
Pitt (F)	25	7-17	1-3	3-3	4	3	2	3	0	0	18
Hines (C)	16	1-7	0-0	2-2	7	3	1	0	0	1	4
Davis (G)	26	2-4	1-2	0-0	4	1	3	1	0	0	5
Boyer (G)	27	3-6	2-4	0-0	1	1	2	2	0	0	8
Obetoh	16	1-7	0-1	0-2	5	1	1	5	0	2	2
Bright	18	1-1	1-1	0-0	1	0	2	1	0	1	3
Randall	8	0-0	0-0	0-0	0	2	1	1	0	0	0
Conner	18	4-13	3-7	1-1	4	0	1	3	0	1	12
Lee	24	3-10	1-3	1-4	4	1	0	0	0	0	8
Totals	200	23-74	9-22	9-15	43	16	14	19	0	5	64
		(.311)	(.409)	(.600)							

OKLAHOMA	MP	FG	3FG	FT	R	F	A	TO	B	S	TP
Griffin, B. (F)	22	9-14	0-0	2-2	16	0	2	0	4	3	20
Griffin, T. (F)	20	2-5	0-0	3-6	5	1	2	1	0	0	7
Crocker (G)	20	5-8	1-3	4-4	4	0	2	0	0	1	15
Warren (G)	22	2-6	1-4	10-10	2	2	3	1	0	2	15
Johnson (G)	17	2-4	0-2	0-0	3	0	4	0	1	2	4
Wright	14	1-4	0-0	0-0	4	2	0	3	1	4	2
Franklin	8	0-1	0-0	0-2	2	0	1	1	0	0	0
Leary	16	1-2	1-2	0-0	2	1	2	0	0	0	3
Allen	14	5-9	0-0	0-0	5	4	0	0	5	0	10
Cannon	10	3-6	1-2	0-0	3	1	0	0	0	0	7
Davis	16	3-7	2-6	0-0	1	1	2	0	0	1	8
Willis	15	3-6	0-3	1-2	2	0	0	1	0	1	7
Gerber	6	1-2	0-0	0-0	1	1	2	2	0	0	2
Totals	200	37-74	6-22	20-26	52	13	20	9	11	14	100
		(.500)	(.273)	(.769)							

Officials: Ed Hightower, Kelly Self, Duke Edsall
Technical: None; **Attendance:** 9,521; **Halftime:** OU 48, Maryland Eastern Shore 22

Notes: OU head coach Jeff Capel missed the game due to a stomach virus (he was hospitalized) ... Assistant coach Mark Cline led the team in Capel's absence ... The Sooners' 100 points were their most since Feb. 26, 2005 (vs. Baylor) ... The non-conference home win was OU's 70th in the last 72 such outings ... Blake Griffin racked up 20 points and 16 rebounds in just 22 minutes while Tony Crocker and Willie Warren each netted 15 points (Crocker was 10-for-10 from the foul line) ... Reserve Orlando Allen posted career highs of 10 points, five boards and five blocked shots in 14 minutes of play ... OU's 52 rebounds were a season high.

► GAME 16: OU 61, KANSAS STATE 53

Jan. 10, 2009 • Manhattan, Kan. • Bramlage Coliseum • Big 12 Network

OKLAHOMA	MP	FG	3FG	FT	R	F	A	TO	B	S	TP
Griffin, B. (F)	38	13-24	0-0	3-9	15	4	3	4	1	1	29
Griffin, T. (F)	39	3-6	0-0	2-2	7	2	1	4	0	1	8
Crocker (G)	30	2-10	0-4	3-4	4	3	0	4	0	4	7
Warren (G)	38	4-6	2-2	0-2	2	3	2	2	0	3	10
Johnson (G)	36	2-9	1-3	1-2	6	3	5	1	1	1	6
Wright	3	0-0	0-0	1-2	2	0	0	0	0	0	1
Leary	3	0-1	0-0	0-0	0	1	0	0	0	0	0
Allen	1	0-0	0-0	0-0	0	0	0	0	0	0	0
Davis	12	0-2	0-0	0-0	1	3	0	1	0	0	0
Totals	200	24-58	3-9	10-21	42	19	11	16	2	10	61
		(.414)	(.333)	(.476)							

KANSAS STATE	MP	FG	3FG	FT	R	F	A	TO	B	S	TP
Colon (F)	20	0-2	0-0	0-0	2	5	0	0	1	1	0
Sutton (F)	20	1-2	1-2	0-0	3	2	0	4	0	2	3
Kent (F)	20	1-5	0-0	2-4	6	2	0	0	0	0	4
Pullen (G)	30	3-14	2-11	0-0	3	2	5	4	0	1	8
Clemente (G)	33	6-15	2-6	4-5	5	3	3	3	0	1	18
Brown	24	4-12	3-6	1-2	1	0	1	5	0	0	12
Merriewether	11	0-0	0-0	0-0	4	2	0	1	0	0	0
Samuels	17	3-4	0-0	1-3	5	4	0	0	1	1	7
Ojeleye	0+	0-0	0-0	0-0	0	0	0	0	0	0	0
Anderson	25	0-1	0-0	1-3	7	3	1	3	1	1	1
Totals	200	18-55	8-25	9-17	44	23	10	20	3	7	53
		(.327)	(.320)	(.529)							

Officials: Kipp Kissinger, Terry Oglesby, Kelly Groom
Technical: None; **Attendance:** 12,528; **Halftime:** OU 29, Kansas State 26

Notes: The Sooners opened Big 12 play with an eight-point road win behind Blake Griffin's 29 points, 15 rebounds and three assists ... The victory snapped a nine-game losing streak against Big 12 North opponents on the road ... OU held Kansas State to 28.5 points below its season average, to 10 points below its previous season low and to a season-low .327 field goal mark ... The Wildcats shot just .257 (9-for-35) in the second half ... The Sooners trailed 26-19 before going on a 10-0 run over the final 2:57 of the first half (K-State was scoreless over the last five minutes of the stanza) ... OU posted a 42-14 scoring advantage in the paint ... The win was Oklahoma's fourth in its last five trips to Manhattan ... Willie Warren added 10 points for OU.

► GAME 17: OU 78, TEXAS 63

Jan. 12, 2009 • Norman, Okla. • Lloyd Noble Center • ESPN

TEXAS	MP	FG	3FG	FT	R	F	A	TO	B	S	TP
James (F)	20	5-10	1-2	1-1	3	5	0	1	0	2	12
Atchley(C)	27	1-6	0-3	2-2	4	1	1	0	3	1	4
Pittman (G)	21	2-7	0-0	2-2	1	4	0	1	1	0	6
Abrams (G)	38	8-27	3-15	3-4	3	4	2	2	0	2	22
Mason (G)	17	0-0	0-0	0-0	2	2	3	2	0	1	0
Johnson	22	1-6	0-0	4-4	9	3	1	2	0	0	6
Balbay	28	4-5	0-0	0-0	7	2	6	1	1	1	8
Hill	4	0-1	0-0	0-0	1	0	0	0	0	0	0
Smith	14	1-3	1-3	0-1	3	2	1	1	0	0	3
Ward	7	1-3	0-0	0-0	1	1	0	3	0	0	2
Chapman	2	0-0	0-0	0-0	0	1	0	0	0	0	0
Totals	200	23-68	5-23	12-14	41	25	14	13	5	7	63
		(.338)	(.217)	(.857)							

OKLAHOMA	MP	FG	3FG	FT	R	F	A	TO	B	S	TP
Griffin, B. (F)	39	8-13	1-1	3-8	10	3	3	4	2	1	20
Griffin, T. (F)	36	2-5	0-0	3-3	7	2	2	1	3	1	7
Crocker (G)	38	5-10	2-3	4-4	9	3	2	2	0	2	16
Warren (G)	33	5-13	0-4	7-10	5	2	1	4	0	2	17
Johnson (G)	33	6-9	1-1	2-3	2	3	4	2	1	0	15
Wright	5	0-0	0-0	0-0	0	2	0	1	0	0	0
Leary	3	0-0	0-0	0-0	0	0	0	0	0	0	0
Pattillo	2	0-1	0-0	0-0	0	1	0	1	0	0	0
Davis	11	1-2	0-1	1-1	0	1	0	1	0	2	3
Totals	200	27-53	4-10	20-29	39	17	12	15	6	8	78
		(.509)	(.400)	(.690)							

Officials: Curtis Shaw, Tom O'Neill, Tom Eades
Technical: None; **Attendance:** 12,423; **Halftime:** OU 38, Texas 27

Notes: Blake Griffin's 20 points and 10 rebounds helped Oklahoma halt a six-game losing streak to Texas ... Fellow starters Willie Warren (17 points), Tony Crocker (16) and Austin Johnson (15) also scored in double figures ... OU held Texas to a season-low .338 field goal mark and to a .217 performance from 3-point range (5-for-23) ... The Sooners shot .509 from the field ... Oklahoma jumped out to a 24-8 advantage and led 38-27 at the break ... Texas drew to within four (54-50) with 11:15 left before OU responded with a 12-0 run to go back up by 16 (66-50) ... Junior college transfer Juan Pattillo came out of redshirt and played two minutes ... Texas' A.J. Abrams scored 22 points but went 8-for-27 from the field (.296) and 3-for-15 from 3-point range (.200) ... OU improved to 46-27 all-time against the Longhorns.

GAME RECAPS

THE REVIEW

▶ GAME 18: OU 69, TEXAS A&M 63

Jan. 17, 2009 • College Station, Texas • Reed Arena • ESPN

OKLAHOMA	MP	FG	3FG	FT	R	F	A	TO	B	S	TP
Griffin, B. (F)	24	6-14	0-0	4-5	6	4	1	1	0	0	16
Griffin, T. (F)	37	5-11	0-0	1-1	4	5	2	3	2	3	11
Crocker (G)	33	1-4	1-3	2-2	4	2	1	6	0	1	5
Warren (G)	39	3-6	1-2	2-2	3	0	5	4	0	0	9
Johnson (G)	35	6-12	3-6	4-4	4	2	7	2	2	1	19
Wright	16	2-3	0-0	1-2	3	3	0	0	2	0	5
Leary	3	0-0	0-0	0-0	0	0	0	0	0	0	0
Pattillo	2	0-0	0-0	0-0	1	1	0	1	1	0	0
Allen	0+	0-0	0-0	0-0	0	1	0	0	0	0	0
Davis	11	1-1	1-1	1-2	2	1	0	0	0	1	4
Willis	0+	0-0	0-0	0-0	0	0	0	0	0	0	0
Totals	200	24-51	6-12	15-18	33	19	16	17	7	6	69
		(.471)	(.500)	(.833)							

TEXAS A&M	MP	FG	3FG	FT	R	F	A	TO	B	S	TP
Davis (F)	32	2-7	0-0	4-10	3	3	0	3	1	0	8
Carter (F)	33	6-10	3-5	2-2	7	2	2	1	0	0	17
Elonu (F)	25	3-5	0-0	1-1	5	4	0	5	2	0	7
Roland (G)	25	3-6	2-3	0-0	1	2	0	1	0	0	8
Sloan (G)	29	3-9	1-4	1-2	3	2	3	3	0	0	8
Harris	15	0-1	0-0	0-0	1	0	2	1	0	0	0
Loubeau	11	0-2	0-0	0-2	3	2	0	1	0	0	0
Holmes	19	2-7	1-3	6-6	1	2	3	1	0	1	11
Walkup	11	2-3	0-1	0-0	2	3	0	0	0	0	4
Totals	200	21-50	7-16	14-23	29	20	10	16	3	1	63
		(.420)	(.438)	(.609)							

Officials: Gerry Pollard, Greg Rennegarbe, Randy Heimerman

Technical: None; **Attendance:** 12,720; **Halftime:** OU 30, Texas A&M 25

Notes: Austin Johnson recorded game highs of 19 points and seven assists in a six-point OU road win ... The point guard was 6-for-12 from the field, 3-for-6 from long distance and 4-for-4 from the free throw line ... Blake Griffin battled foul trouble much of the game and finished with 16 points and six rebounds in 24 minutes ... The Sooners scored the game's first nine points, led 30-25 at halftime and were up by as many as 14 in the second half (48-34 and 51-37) ... Texas A&M drew to within two (59-57) with 2:06 remaining but Johnson's 3-pointer 30 seconds later put OU up by five and the Aggies never got closer ... Taylor Griffin racked up 11 points, four boards, two blocks and three steals ... Ryan Wright came off the bench to supply five points, three rebounds and two rejections in 16 minutes ... OU improved to 11-3 in College Station.

▶ GAME 19: OU 72, NEBRASKA 61

Jan. 21, 2009 • Norman, Okla. • Lloyd Noble Center • ESPN

NEBRASKA	MP	FG	3FG	FT	R	F	A	TO	B	S	TP
Balham (F)	12	0-2	0-0	0-0	4	1	0	1	0	0	0
Harley (G)	32	5-14	1-2	0-4	5	1	1	0	0	1	11
Henry (G)	34	4-9	1-3	1-2	3	2	2	2	0	1	10
Dagunduro (G)	15	3-8	0-1	1-1	1	5	1	2	0	0	7
Miller (G)	36	2-6	0-3	0-0	3	1	7	2	0	1	4
Velander	27	2-2	2-2	2-2	3	3	0	0	0	0	8
McCray	16	1-2	0-0	0-2	4	2	1	0	0	0	2
Anderson	28	7-16	4-12	1-3	7	3	2	0	0	1	19
Totals	200	24-59	8-23	5-14	36	18	14	7	0	4	61
		(.407)	(.348)	(.357)							

OKLAHOMA	MP	FG	3FG	FT	R	F	A	TO	B	S	TP
Griffin, B. (F)	37	11-16	0-1	5-10	18	2	2	4	3	2	27
Griffin, T. (F)	31	3-6	0-0	2-2	3	3	1	0	2	2	8
Crocker (G)	34	4-11	3-7	1-1	4	1	5	1	0	0	12
Warren (G)	28	2-3	2-3	0-0	2	2	0	0	0	0	6
Johnson (G)	35	4-8	3-6	4-6	3	0	5	1	1	0	15
Wright	3	0-1	0-0	0-0	1	1	0	0	0	0	0
Leary	11	1-3	1-3	0-0	0	2	2	0	0	0	3
Davis	20	0-5	0-5	1-2	5	0	2	0	0	0	1
Willis	1	0-1	0-0	0-0	0	0	0	0	0	0	0
Totals	200	25-54	9-25	13-21	39	11	17	7	6	4	72
		(.463)	(.360)	(.619)							

Officials: Ted Hillary, Steve Olson, Michael Eggers

Technical: OU – Blake Griffin; **Attendance:** 11,261; **Halftime:** Nebraska 38, OU 32

Notes: The Sooners overcame a 38-32 halftime deficit and posted an 11-point win over the upset-minded Huskers ... OU's 72 points were the most scored against Nebraska at the time ... The Huskers shot .500 from the field and .545 (6-for-11) from 3-point range in the first half but just .310 and .167 (2-for-12) in the second ... Blake Griffin finished with 27 points and 18 rebounds for his 15th double-double of the year ... Griffin added two assists, three blocks and two steals ... Austin Johnson was 3-for-6 from 3-point territory and registered 15 points and five assists ... Tony Crocker also drained three treys and finished with 12 points and five assists ... Nebraska entered the game forcing 18.7 turnovers per contest but OU committed just seven.

▶ GAME 20: OU 95, BAYLOR 76

Jan. 24, 2009 • Norman, Okla. • Lloyd Noble Center • ESPN

BAYLOR	MP	FG	3FG	FT	R	F	A	TO	B	S	TP
Acy (F)	20	1-5	0-0	0-0	1	3	0	0	1	0	2
Rogers (F)	36	5-11	0-0	1-3	8	3	0	1	0	1	11
Jerrells (G)	36	8-19	4-9	6-6	6	2	6	4	0	4	26
Dugat (G)	28	2-12	1-5	1-2	4	1	0	1	0	1	6
Carter (G)	30	1-6	1-4	0-0	6	1	1	1	0	0	3
Wright	2	1-1	1-1	0-0	2	0	0	0	0	0	3
Ellis	6	0-3	0-0	0-2	3	3	0	1	0	0	0
Diene	2	0-0	0-0	0-0	0	0	0	0	0	0	1
Dunn	26	8-21	4-13	0-0	5	3	0	0	0	2	20
Jones	5	1-2	1-1	0-0	1	1	0	0	0	0	3
Lomers	9	1-1	0-0	0-0	1	0	0	1	0	0	2
Totals	200	28-81	12-33	8-13	39	17	7	9	1	9	76
		(.346)	(.364)	(.615)							

OKLAHOMA	MP	FG	3FG	FT	R	F	A	TO	B	S	TP
Griffin, B. (F)	33	6-15	0-0	8-10	17	0	4	2	0	1	20
Griffin, T. (F)	30	7-9	0-0	4-4	7	3	1	5	4	3	18
Crocker (G)	28	5-8	2-3	0-1	5	3	0	2	0	0	12
Warren (G)	24	6-8	2-4	3-3	2	3	2	2	0	0	17
Johnson (G)	35	3-9	2-6	0-0	3	2	7	1	0	0	8
Wright	6	1-1	0-0	0-2	2	1	0	0	0	0	2
Franklin	2	0-1	0-0	0-0	0	0	0	2	0	0	0
Leary	19	1-1	1-1	0-0	1	1	4	0	0	0	3
Pattillo	14	4-5	0-0	1-1	3	2	0	0	1	1	9
Allen	2	1-1	0-0	0-0	1	0	0	0	0	0	2
Cannon	1	0-1	0-1	0-0	0	0	0	0	0	0	0
Davis	3	0-0	0-0	2-2	0	1	0	1	0	0	2
Willis	2	0-0	0-0	0-0	1	0	0	0	0	0	0
Gerber	1	1-1	0-0	0-0	1	0	0	0	0	0	2
Totals	200	35-60	7-15	18-23	44	16	18	15	5	5	95
		(.583)	(.467)	(.783)							

Officials: David Hall, Kipp Kissinger, Warren Evans

Technical: None; **Attendance:** 12,849; **Halftime:** OU 58, Baylor 31

Notes: OU used a 27-9 first-half-ending run to take a 58-31 lead and cruised to a 19-point triumph over No. 23 Baylor (coaches poll) ... The victory was its 29th straight against the Bears ... BU entered the game surrendering 67.7 points a contest but gave up 95 to the Sooners ... Blake Griffin was 8-for-10 from the free throw line and finished with 20 points, 17 boards and four assists ... Taylor Griffin recorded 18 points, seven boards, a career-high-tying four blocks and three steals ... Curtis Jerrells (26) and Lacedarius Dunn (20) combined for 46 of Baylor's 76 points.

▶ GAME 21: OU 89, OKLAHOMA STATE 81

Jan. 26, 2009 • Stillwater, Okla. • Gallagher-Iba Arena • ESPN

OKLAHOMA	MP	FG	3FG	FT	R	F	A	TO	B	S	TP
Griffin, B. (F)	38	9-11	0-0	8-13	19	2	3	7	1	1	26
Griffin, T. (F)	22	3-6	0-0	1-2	4	3	5	4	0	0	7
Crocker (G)	30	1-3	0-2	4-4	1	2	3	4	0	0	6
Warren (G)	26	3-8	1-4	4-4	2	4	1	1	1	1	11
Johnson (G)	37	7-12	5-8	3-6	4	0	3	4	0	1	22
Wright	2	0-0	0-0	0-0	0	0	0	1	0	0	0
Leary	11	0-2	0-1	0-0	1	0	1	1	0	0	0
Pattillo	23	4-6	0-0	4-4	3	4	0	1	0	1	12
Davis	11	2-2	1-1	0-0	3	2	1	0	0	0	5
Totals	200	29-50	7-16	24-33	38	17	17	23	2	4	89
		(.580)	(.438)	(.727)							

OKLAHOMA STATE	MP	FG	3FG	FT	R	F	A	TO	B	S	TP
Kirkland (F)	3	0-0	0-0	0-0	0	3	0	0	0	0	0
Eaton (G)	35	5-9	1-2	9-10	1	5	9	5	0	3	20
Harris (G)	29	3-10	1-6	2-2	1	4	0	3	0	2	9
Muonelo (G)	40	6-13	3-5	0-1	4	2	2	0	0	4	15
Anderson (G)	24	5-8	3-5	2-2	3	4	0	3	1	0	15
Brown	20	2-3	0-0	0-0	3	3	0	0	1	1	4
Page	26	4-9	3-6	4-5	0	3	0	1	0	1	15
Sidorakis	6										

GAME RECAPS

► GAME 22: OU 78, IOWA STATE 68

Jan. 31, 2009 • Ames, Iowa • Hilton Coliseum • Big 12 Network

OKLAHOMA	MP	FG	3FG	FT	R	F	A	TO	B	S	TP
Griffin, B. (F)	39	10-13	0-0	3-7	15	2	3	5	1	0	23
Griffin, T. (F)	21	0-4	0-1	0-0	4	3	1	0	1	0	0
Crocker (G)	36	3-8	1-3	0-0	4	2	0	1	0	0	7
Warren (G)	39	9-18	5-10	6-6	6	2	4	0	0	1	29
Johnson (G)	24	2-6	1-2	0-0	2	3	3	0	0	1	5
Leary	5	0-0	0-0	0-0	1	0	0	0	0	0	0
Pattillo	20	4-7	0-0	2-2	2	2	0	1	2	0	10
Allen	3	1-1	0-0	0-0	1	1	0	0	0	0	2
Davis	15	1-2	0-1	0-0	1	0	2	0	0	0	2
Totals	200	30-59	7-17	11-15	37	15	13	7	4	2	78
		(.508)	(.412)	(.733)							

IOWA STATE	MP	FG	3FG	FT	R	F	A	TO	B	S	TP
Brackins (F)	36	6-14	1-1	6-9	10	0	2	4	0	0	19
Hamilton (C)	23	3-6	0-0	0-0	6	2	0	0	1	0	6
Staiger (G)	27	3-9	3-9	0-0	4	2	2	0	0	0	9
Garrett (G)	39	8-17	1-6	0-4	2	1	10	2	0	1	17
Petersen (G)	33	2-3	1-2	0-0	2	2	0	0	0	0	5
Boozer	3	0-1	0-1	0-0	0	1	0	0	0	0	0
Eikmeier	4	0-1	0-0	0-0	0	0	0	0	0	0	0
Thompson	3	0-0	0-0	0-0	0	1	0	0	0	0	0
Vanderbeken	21	5-7	2-4	0-0	3	2	0	0	1	0	12
Haluska	11	0-1	0-0	0-0	0	1	0	1	0	0	0
Totals	200	27-59	8-23	6-13	28	12	14	7	2	1	68
		(.458)	(.348)	(.462)							

Officials: Michael Eggers, Joe Townsell, Hal Lusk
Technical: None; **Attendance:** 12,012; **Halftime:** OU 33, Iowa State 33

Notes: Oklahoma shot .654 from the field in the second half and outscored Iowa State 13-2 over the last 4:26 to post the 78-68 win ... OU led by as many as 11 in the first half but settled for a 33-33 tie at halftime ... Willie Warren (29) and Blake Griffin (23) combined for 52 of the Sooners' 78 points ... Warren was 9-for-18 from the field and 5-for-10 from 3-point range while Griffin was 10-for-13 from the field ... Warren added four assists and a career-high six rebounds ... Both teams committed just seven turnovers each ... OU's win snapped a two-game losing streak in Ames and gave the Sooners 10 wins in their last 14 overall games against the Cyclones.

► GAME 23: OU 77, TEXAS A&M 71

Feb. 4, 2009 • Norman, Okla. • Lloyd Noble Center • Big 12 Network

TEXAS A&M	MP	FG	3FG	FT	R	F	A	TO	B	S	TP
Davis (F)	28	5-7	0-0	3-4	9	4	1	3	0	1	13
Carter (F)	30	5-14	5-12	0-0	1	1	0	1	0	1	15
Elonu (C)	21	6-8	0-0	1-4	12	5	1	2	0	1	13
Roland (G)	18	1-2	1-1	0-0	4	3	2	3	0	0	3
Sloan (G)	35	4-17	1-5	1-2	5	4	4	0	0	0	10
Harris	14	0-3	0-0	0-0	1	2	1	2	0	2	0
Loubeau	20	4-5	0-0	1-3	6	3	0	2	0	1	9
Holmes	23	0-5	0-1	2-3	2	1	0	0	0	0	2
Walkup	11	2-5	0-2	2-2	3	3	0	1	0	1	6
Totals	200	27-66	7-21	10-18	45	26	9	14	0	7	71
		(.409)	(.333)	(.556)							

OKLAHOMA	MP	FG	3FG	FT	R	F	A	TO	B	S	TP
Griffin, B. (F)	34	6-14	0-0	4-9	14	3	4	1	1	0	16
Griffin, T. (F)	24	4-6	0-0	5-6	2	2	0	1	0	0	13
Crocker (G)	26	1-2	1-2	0-0	2	4	0	2	0	1	3
Warren (G)	36	3-10	1-4	5-7	2	2	0	1	0	1	12
Johnson (G)	37	4-10	0-4	3-4	1	3	4	2	0	3	11
Wright	13	1-2	0-0	4-4	6	2	0	1	0	0	6
Leary	2	0-0	0-0	0-0	0	0	0	0	0	0	0
Pattillo	12	2-4	0-0	3-3	3	0	0	2	4	1	7
Davis	16	3-5	3-5	0-0	0	1	1	0	0	0	9
Totals	200	24-53	5-15	24-33	31	17	9	10	5	6	77
		(.453)	(.333)	(.727)							

Officials: David Hall, Don Daily, Kipp Kissinger
Technical: None; **Attendance:** 11,494; **Halftime:** OU 40, Texas A&M 32

Notes: The Sooners led Texas A&M by as many as 15 in the first half and by eight at halftime but had to overcome a nine-point deficit with 6:25 remaining to post a 77-71 home win ... OU outscored the Aggies 18-3 over the final 6:13 as A&M missed its last nine shots ... The Aggies outscored the Sooners 51-27 between the 4:32 mark of the first half and the 6:25 mark of the second ... Juan Pattillo played the final 6:13 and triggered OU's comeback by recording four points, two defensive rebounds and two blocks during the stretch ... Pattillo finished with seven points and four rejections ... Blake Griffin recorded his fifth straight double-double with 16 points and 14 boards and added four assists ... Taylor Griffin finished with 13 points and put OU up for good with a basket with 47 seconds remaining ... Willie Warren scored 11 of his 12 points in the final 11:50 ... Texas A&M held a 45-31 rebounding advantage and outboarded the Sooners 20-8 on the offensive end ... OU improved to 14-1 against Texas A&M in Norman.

► GAME 24: OU 77, COLORADO 72

Feb. 7, 2009 • Norman, Okla. • Lloyd Noble Center • Big 12 Network

COLORADO	MP	FG	3FG	FT	R	F	A	TO	B	S	TP
Jackson-Wilson (F)	25	4-4	0-0	0-0	5	3	3	0	1	0	8
Dufault (F)	28	4-8	0-2	5-6	3	1	2	1	0	0	13
Tomlinson (G)	38	4-6	3-3	0-0	4	5	4	4	0	0	11
Higgins (G)	36	9-18	2-4	0-0	3	3	0	2	0	2	20
Thorne (G)	38	4-12	1-6	4-4	2	4	2	1	0	3	13
Coney	12	0-1	0-0	0-0	2	1	1	0	0	0	0
Knutson	8	0-2	0-1	0-0	0	2	2	0	0	0	0
Eckloff	15	3-4	1-2	0-0	0	3	0	1	0	1	7
Totals	200	28-55	7-18	9-10	20	22	14	9	1	6	72
		(.509)	(.389)	(.900)							

OKLAHOMA	MP	FG	3FG	FT	R	F	A	TO	B	S	TP
Griffin, B. (F)	35	11-14	0-0	4-10	12	2	1	6	1	1	26
Griffin, T. (F)	23	2-3	1-1	0-0	2	2	4	0	0	1	5
Crocker (G)	36	7-12	7-11	3-4	3	2	3	1	0	1	24
Warren (G)	31	2-7	0-4	1-1	2	1	6	4	0	1	5
Johnson (G)	36	3-7	0-3	0-0	4	1	3	3	0	1	6
Wright	2	0-0	0-0	0-0	1	0	0	0	0	0	0
Leary	0+	0-0	0-0	0-0	0	0	0	0	0	0	0
Pattillo	27	3-5	0-0	2-4	5	1	3	3	3	1	8
Davis	10	0-1	0-1	3-4	2	2	2	0	0	0	3
Totals	200	28-49	8-20	13-23	33	11	22	17	4	6	77
		(.571)	(.400)	(.565)							

Officials: Donnee Gray, Terry Davis, Terry Oglesby
Technical: None; **Attendance:** 12,414; **Halftime:** OU 38, Colorado 33

Notes: OU built a 65-51 lead with 6:50 remaining then watched Colorado pull to within three points twice in the game's waning moments ... The Sooners' only deficits were 10-9 and 18-17 ... Oklahoma shot .727 from the field in the first half but held just a 38-33 lead ... Blake Griffin made his first nine field goal attempts and finished 11-for-14 en route to a 26-point, 12-rebound performance ... Tony Crocker made a career-high seven 3-pointers on 11 attempts and finished with 24 points and three assists ... Crocker had averaged 5.3 points over the previous three outings ... The win was OU's 23rd straight and 35th in the last 36 meetings against Colorado in Norman.

► GAME 25: OU 78, BAYLOR 63

Feb. 11, 2009 • Waco, Texas • Ferrell Center • ESPN2

OKLAHOMA	MP	FG	3FG	FT	R	F	A	TO	B	S	TP
Griffin, B. (F)	36	6-10	0-0	6-12	10	3	1	1	2	0	18
Griffin, T. (F)	19	3-6	0-0	2-2	2	4	1	0	0	1	8
Crocker (G)	28	2-4	2-4	1-2	1	3	0	1	0	0	7
Warren (G)	39	3-7	1-4	7-8	3	2	3	3	0	0	14
Johnson (G)	38	6-8	4-5	1-1	1	2	5	1	1	1	17
Wright	2	0-1	0-0	0-0	1	2	0	1	0	0	0
Leary	6	0-1	0-1	0-0	0	0	3	0	0	0	0
Pattillo	28	6-8	0-0	2-2	10	4	1	1	2	1	14
Davis	4	0-3	0-2	0-0	0	0	0	1	0	0	0
Totals	200	26-48	7-16	19-27	32	20	14	9	5	3	78
		(.542)	(.438)	(.704)							

BAYLOR	MP	FG	3FG	FT	R	F	A	TO	B	S	TP
Acy (F)	25	2-4	0-0	0-1	4	3	2	1	1	1	4
Rogers (F)	31	3-7	0-0	5-8	9	3	4	2	2	0	11
Jerrells (G)	35	5-11	3-5	6-6	3	2	0	4	0	0	19
Dugat (G)	26	3-10	0-6	0-0	3	0	1	2	0	0	6
Carter (G)	33	3-9	2-8	0-0	3	2	4	1	0	1	8
Wright	1	0-1	0-1	0-0	1	1	0	0	0	0	0
Diene	6	0-2	0-0	0-0	1	3	0	1	0	0	0
Dunn	31	4-10	0-6	3-4	5	5	0	0	0	0	11
Lomers	12	2-3	0-0	0-0	2	4	0	0	0	1	4
Totals	200	22-57	5-26	14-19	32	23	11	11	3	3	63
		(.386)	(.192)	(.737)							

Officials: Curtis Shaw, Mark Whitehead, Don Daily
Technical: None; **Attendance:** 8,094; **Halftime:** OU 35, Baylor 30

Notes: OU shot .542 from the field and held Baylor to a .386 mark in a 15-point road win that gave the Sooners 30 straight victories in the series ... Oklahoma's only deficit of the game was 2-0 ... The Sooners led 35-30 at halftime and used a game-ending 10-2 run to seal the win ... OU did not attempt a free throw in the first half but went 19-for-27 in the second ... Blake Griffin recorded his 21st double-double of the year (tied single-season school record) with team highs of 18 points and 10 rebounds ... Austin Johnson scored an efficient 17 points on 6-for-8 field goal and 4-for-5 3-point shooting ... Johnson added five assists against just one turnover ... Juan Pattillo notched his only career double-double with 14 points and 10 boards off the bench.

GAME RECAPS

► GAME 26: OU 95, TEXAS TECH 74

Feb. 14, 2009 • Norman, Okla. • Lloyd Noble Center • Big 12 Network

TEXAS TECH	MP	FG	3FG	FT	R	F	A	TO	B	S	TP
Roberts (F)	4	0-0	0-0	0-0	0	4	0	0	0	1	0
Lewandowski (F)	18	3-8	0-0	0-0	8	3	1	1	0	0	6
Voskuil (G)	38	3-9	1-3	2-2	2	1	0	0	0	1	9
Roberson (G)	40	3-12	1-8	2-2	1	1	10	5	0	0	9
Okorie (G)	31	9-14	1-1	5-5	3	5	3	2	0	0	24
Craig	6	1-2	0-0	0-0	0	1	0	0	0	0	2
Ray	8	0-0	0-0	0-0	1	0	0	0	0	0	0
Prince	12	2-3	0-0	2-2	2	2	1	1	0	1	6
Cohadarevic	13	1-7	0-1	0-0	2	2	1	0	0	0	2
Singleton	23	5-12	0-1	6-10	5	0	0	0	0	0	16
Rizvic	5	0-0	0-0	0-0	0	0	0	1	1	0	0
Suljagic	2	0-0	0-0	0-0	0	0	1	0	0	0	0
Totals	200	27-67	3-14	17-21	28	19	17	10	1	3	74
		(.403)	(.214)	(.810)							

OKLAHOMA	MP	FG	3FG	FT	R	F	A	TO	B	S	TP
Griffin, B. (F)	31	16-22	0-0	8-10	23	3	2	5	1	2	40
Griffin, T. (F)	24	4-7	1-1	0-2	7	1	2	0	1	0	9
Crocker (G)	22	0-3	0-2	2-2	1	3	1	0	0	0	2
Warren (G)	29	5-8	1-3	4-5	1	2	5	1	0	2	15
Johnson (G)	24	1-7	1-2	2-2	5	1	3	3	1	2	5
Wright	6	0-1	0-0	0-0	0	1	0	0	0	0	0
Franklin	3	0-0	0-0	1-2	0	1	0	1	0	0	1
Leary	16	0-1	0-1	0-0	1	0	4	4	0	1	0
Pattillo	12	1-3	0-0	0-0	3	1	0	1	0	0	2
Allen	5	1-2	0-0	0-0	0	1	0	1	0	0	2
Cannon	4	1-2	0-1	0-0	2	2	0	0	0	0	2
Davis	22	6-10	5-9	0-0	4	2	2	0	0	0	17
Gerber	2	0-0	0-0	0-0	0	1	0	0	0	0	0
Totals	200	35-66	8-19	17-23	48	19	19	16	3	7	95
		(.530)	(.421)	(.739)							

Officials: Michael Eggers, Rick Randall, Warren Evans

Technical: None; **Attendance:** 13,245; **Halftime:** OU 49, Texas Tech 39

Notes: Blake Griffin recorded a double-double in each half en route to one of the best single-game performances in school history ... Griffin became the first player in Big 12 history and third in OU annals to register at least 40 points and 20 rebounds ... Griffin's 40 points were the most by a Sooner in 15 seasons while his 23 boards represented the fourth-highest total in school history and OU's most in 20 years ... He was 16-for-22 from the field ... Cade Davis scored a career-high 17 points with the help of 5-for-9 3-point shooting ... The Sooners didn't take their first lead of the game until the 7:42 mark of the first half (25-23) ... Oklahoma posted a 48-28 rebounding advantage ... OU improved to 25-1 and to 11-0 in Big 12 play (its best league start since 1985).

► GAME 27: TEXAS 73, OU 68

Feb. 21, 2009 • Austin, Texas • Frank Erwin Center • ESPN


OKLAHOMA	MP	FG	3FG	FT	R	F	A	TO	B	S	TP
Griffin, B. (F)	11	1-5	0-0	0-0	3	2	0	2	0	1	2
Griffin, T. (F)	35	3-5	0-0	3-3	8	1	1	3	1	1	9
Crocker (G)	40	6-14	2-6	1-1	7	1	1	1	0	0	14
Warren (G)	38	10-20	6-12	1-1	2	3	6	3	0	1	27
Johnson (G)	36	3-9	0-2	0-0	7	0	6	0	1	1	6
Wright	20	1-1	0-0	1-2	3	2	0	0	2	0	3
Leary	4	0-0	0-0	0-0	0	0	0	1	0	0	0
Pattillo	14	3-6	0-0	1-2	4	2	0	4	1	1	7
Davis	2	0-1	0-1	0-0	0	0	0	0	0	0	0
Totals	200	27-61	8-21	6-8	35	11	14	14	5	5	68
		(.443)	(.381)	(.750)							

TEXAS	MP	FG	3FG	FT	R	F	A	TO	B	S	TP
James (F)	25	7-16	0-2	2-2	10	5	0	2	0	1	16
Pittman (C)	24	2-3	0-0	1-3	6	2	1	1	2	0	5
Abrams (G)	40	8-17	5-11	2-2	0	1	1	0	1	0	23
Balbay (G)	34	5-9	0-0	0-0	8	2	9	2	0	1	10
Mason (G)	30	1-4	0-0	0-0	1	1	2	1	1	2	2
Johnson	13	3-7	0-0	2-2	5	0	1	1	0	1	8
Atchley	20	2-4	1-2	0-0	2	3	0	0	1	1	5
Ward	7	1-3	0-0	0-0	0	1	0	0	1	0	2
Chapman	7	1-2	0-0	0-0	1	1	0	1	0	0	2
Totals	200	30-65	6-15	7-9	36	16	14	8	6	6	73
		(.462)	(.400)	(.778)							

Officials: Steve Olson, Ted Hillary, Doug Shows

Technical: None; **Attendance:** 16,755 **Halftime:** Texas 34, OU 29

Notes: OU saw its 13-game losing streak halted as Blake Griffin was limited to 11 minutes after sustaining a first-half concussion ... The Sooners used an 11-0 run to lead 61-56 but were outscored 17-7 the rest of the way ... Willie Warren was 6-for-12 on 3-pointers and recorded a game-high 27 points and six assists ... A.J. Abrams scored 18 of Texas' final 20 points and finished with 23 ... OU's streak of regular season conference victories ended at 14.



► Blake Griffin poured in 40 points and grabbed 23 rebounds in a Feb. 14 win over Texas Tech. It was the first time in Big 12 Conference history and the third time in OU annals that a player registered at least 40 points and 20 boards.

► GAME 28: KANSAS 87, OU 78

Feb. 23, 2009 • Norman, Okla. • Lloyd Noble Center • ESPN

KANSAS	MP	FG	3FG	FT	R	F	A	TO	B	S	TP
Morris, Marcus (F)	17	1-4	0-1	3-5	3	4	2	2	0	1	5
Aldrich (C)	38	5-10	0-0	5-6	20	3	1	0	4	2	15
Collins (G)	38	6-14	5-8	9-12	2	1	3	4	0	2	26
Morningstar (G)	21	0-3	0-2	2-2	1	4	3	1	0	0	2
Taylor (G)	34	8-13	3-5	7-11	1	1	3	1	0	1	26
Thomas	4	0-0	0-0	0-0	2	2	0	1	0	0	0
Reed	17	1-3	1-3	0-0	0	3	1	2	0	1	3
Morris, Markieff	14	3-6	0-0	1-2	2	5	1	2	1	0	7
Little	7	1-1	0-0	0-1	2	3	0	0	0	0	2
Relleford	10	0-0	0-0	1-2	2	3	1	1	0	0	1
Appleton	0+	0-0	0-0	0-0	0	0	0	0	0	0	0
Totals	200	25-54	9-19	28-41	38	29	15	14	5	7	87
		(.463)	(.474)	(.683)							

OKLAHOMA	MP	FG	3FG	FT	R	F	A	TO	B	S	TP
Wright (F)	23	0-1	0-0	0-5	7	4	1	1	0	1	0
Griffin, T. (F)	26	3-5	1-2	4-5	6	4	2	0	0	2	11
Crocker (G)	28	2-4	1-3	4-5	1	3	1	3	0	1	9
Warren (G)	38	8-16	3-6	4-4	3	5	3	4	0	1	23
Johnson (G)	23	1-5	0-2	0-1	3	2	0	2	0	0	2
Franklin	1	0-0	0-0	0-0	0	0	1	0	0	0	0
Leary	12	2-5	2-5	0-0	3	4	0	0	0	0	6
Pattillo	27	4-10	0-0	7-8	6	4	1	3	2	0	15
Allen	2	0-0	0-0	0-0	0	0	0	1	0	0	0
Davis	20	4-6	4-6	0-2	0	5	1	1	1	2	12
Gerber	0+	0-0	0-0	0-0	0	0	0	0	0	0	0
Totals	200	24-52	11-24	19-30	33	31	10	16	3	7	78
		(.462)	(.458)	(.633)							

Officials: Curtis Shaw, David Hall, Tom Eades

Technical: None; **Attendance:** 12,625; **Halftime:** Kansas 36, OU 29

Notes: A 22-8 lead wasn't enough to continue Oklahoma's 19-game home court winning streak as Kansas outscored the Sooners 79-56 the rest of the way in a nine-point win ... OU played without Blake Griffin (sustained a concussion two days earlier at Texas) ... The Sooners rallied from a 58-38 deficit with 10:40 left in the second half to draw to within three points on two occasions but got no closer ... OU made six 3-pointers during a 33-16 run that made the score 74-71 ... Willie Warren scored a team-high 23 points while Juan Pattillo had 15 points and Cade Davis 12 (Davis was 4-for-6 from 3-point range) ... Ryan Wright started in place of Griffin and grabbed a team-high seven rebounds in a career-high 23 minutes.

GAME RECAPS

► GAME 29: OU 78, TEXAS TECH 63

Feb. 28, 2009 • Lubbock, Texas • United Spirit Arena • ABC

OKLAHOMA	MP	FG	3FG	FT	R	F	A	TO	B	S	TP
Griffin, B. (F)	37	9-17	0-1	2-3	18	3	2	4	2	0	20
Griffin, T. (F)	37	8-12	1-1	5-6	8	4	2	2	0	0	22
Crocker (G)	33	3-7	1-3	2-2	1	2	1	1	0	2	9
Johnson (G)	32	3-6	2-4	2-3	3	1	2	2	0	1	10
Davis (G)	26	2-5	2-5	0-0	1	4	3	2	0	1	6
Wright	3	0-0	0-0	0-0	1	1	0	0	0	0	0
Leary	18	2-4	2-4	5-6	1	1	1	1	0	0	11
Warren	12	0-3	0-1	0-0	2	1	1	2	0	1	0
Allen	1	0-0	0-0	0-0	0	1	0	0	0	0	0
Gerber	1	0-0	0-0	0-0	1	0	0	0	0	0	0
Totals	200	27-54	8-19	16-20	41	18	12	14	2	5	78
		(.500)	(.421)	(.800)							

TEXAS TECH	MP	FG	3FG	FT	R	F	A	TO	B	S	TP
Lewandowski (F)	32	5-8	0-0	1-1	2	2	0	3	0	0	11
Prince (F)	14	2-3	0-0	0-0	0	3	0	0	0	1	4
Voskuil (G)	39	3-13	2-10	2-2	5	1	1	2	0	2	10
Roberson (G)	38	6-13	3-9	2-3	4	4	7	1	0	0	17
Okorie (G)	30	3-10	1-3	6-7	6	5	2	2	0	1	13
Craig	1	0-2	0-2	0-0	0	0	0	0	0	0	0
Ray	3	0-0	0-0	0-0	0	1	0	0	0	0	0
Roberts	7	0-2	0-0	0-0	0	0	0	0	0	0	0
Dunn	1	0-1	0-1	0-0	0	0	0	0	0	0	0
Singletary	27	3-6	0-1	2-2	4	4	2	2	0	1	8
Rizvic	8	0-0	0-0	0-0	1	2	0	0	0	0	0
Totals	200	22-58	6-26	13-15	24	22	12	10	0	5	63
		(.379)	(.231)	(.867)							

Officials: Ted Hillary, Hal Lusk, Kelly Self

Technical: None; Attendance: 11,574; Halftime: OU 35, Texas Tech 28

Notes: Blake Griffin returned from missing the previous game and a half (concussion) to record 20 points and 18 rebounds ... Taylor Griffin scored a career-high 20 points on 8-for-12 shooting and added eight rebounds and two assists ... OU led by just two (53-51) before outscoring Texas Tech 25-12 over the final 7:47 ... The Sooners posted a 41-24 rebounding advantage ... Omar Leary came off the bench to score a season-high-tying 11 points (his most ever in a Big 12 game) ... Leary entered the game 2-for-2 from the free throw line on the season but was 5-for-6 against the Red Raiders ... Austin Johnson scored all 10 of his points after halftime ... Willie Warren did not start for the first time of the season and did not score in his 12 minutes.

► GAME 30: MISSOURI 73, OU 64

March 4, 2009 • Columbia, Mo. • Mizzou Arena • Big 12 Network

OKLAHOMA	MP	FG	3FG	FT	R	F	A	TO	B	S	TP
Griffin, B. (F)	39	7-11	0-0	2-7	21	3	3	6	1	1	16
Griffin, T. (F)	29	6-9	0-0	2-3	8	2	1	2	1	0	14
Crocker (G)	16	1-5	0-2	0-2	4	1	1	1	2	0	2
Warren (G)	35	3-11	1-6	0-0	3	1	6	4	0	2	7
Johnson (G)	35	3-11	2-7	3-3	1	1	1	2	0	2	11
Leary	16	1-3	0-1	2-2	2	0	1	0	0	0	4
Pattillo	17	3-7	0-0	1-2	9	5	0	6	1	0	7
Davis	13	1-3	1-2	0-0	1	3	0	0	0	0	3
Gerber	0+	0-0	0-0	0-0	0	0	0	0	0	0	0
Totals	200	25-60	4-18	10-19	49	16	13	22	5	5	64
		(.417)	(.222)	(.526)							

MISSOURI	MP	FG	3FG	FT	R	F	A	TO	B	S	TP
Carrol (F)	34	7-12	1-1	0-1	10	2	1	0	1	1	15
Lyons (F)	27	6-10	1-1	2-4	2	4	1	5	1	0	15
Tiller (G)	20	5-9	0-1	3-4	2	4	3	1	0	1	13
Anderson (G)	5	0-1	0-0	0-0	1	0	1	0	0	2	0
Lawrence (G)	21	3-7	1-3	0-1	4	0	0	1	0	1	7
Paul	8	0-2	0-1	0-0	0	1	0	0	0	0	0
Taylor	26	3-6	0-1	4-5	3	4	3	1	0	3	10
Denmon	26	2-8	2-7	0-0	3	1	2	0	0	1	6
Ramsey	9	0-2	0-1	0-0	0	1	1	0	1	0	0
Bowers	3	0-0	0-0	0-0	2	0	1	0	0	0	0
Safford	7	2-4	2-3	0-0	3	1	0	0	0	3	6
English	14	0-3	0-1	1-2	0	1	0	1	0	0	1
Totals	200	28-64	7-20	10-17	35	19	13	9	3	12	73
		(.438)	(.350)	(.588)							

Officials: Gerry Pollard, Donnee Gray, John Hampton

Technical: None; Attendance: 15,061; Halftime: Missouri 39, OU 28

Notes: OU became the 18th opponent in 18 games to lose at Mizzou Arena on the year ... The Sooners lost for the first time of the season when outrebounding their opponent (they held a 49-35 advantage on the glass and outboarded the Tigers 21-14 on the offensive end) ... OU committed 22 turnovers (one shy of its season high) and was outscored 23-6 in the points-off-turnover category ... Blake Griffin finished with 16 points and 21 rebounds (his fifth game of the year with at least 20 boards) ... The Sooners' only lead was 2-0.

► GAME 31: OU 82, OKLAHOMA STATE 78

March 7, 2009 • Norman, Okla. • Lloyd Noble Center • ABC

OKLAHOMA STATE	MP	FG	3FG	FT	R	F	A	TO	B	S	TP
Moses (F)	19	2-4	0-0	0-0	5	5	0	0	0	0	4
Eaton (G)	38	5-15	0-2	4-6	5	3	6	5	0	3	14
Harris (G)	24	4-10	2-6	0-0	4	4	1	1	0	2	10
Page (G)	37	2-7	2-6	0-0	1	3	1	0	0	1	6
Anderson (G)	39	12-21	2-6	11-12	1	1	1	1	0	1	37
Muonelo	11	1-3	0-1	0-0	1	2	0	0	0	0	2
Brown	11	0-1	0-0	0-0	1	4	0	1	0	0	0
Sidorakis	12	1-3	1-3	0-0	3	1	0	0	0	0	3
Kirkland	9	1-1	0-0	0-2	2	2	0	0	0	0	2
Totals	200	28-65	7-24	15-20	29	25	9	8	0	7	78
		(.431)	(.292)	(.750)							

OKLAHOMA	MP	FG	3FG	FT	R	F	A	TO	B	S	TP
Griffin, B. (F)	37	12-15	0-0	9-13	14	3	2	4	1	2	33
Griffin, T. (F)	31	6-10	0-2	3-4	7	3	1	3	1	1	15
Crocker (G)	19	0-2	0-2	2-4	3	4	1	3	0	0	2
Leary (G)	15	2-4	2-4	0-0	1	1	1	1	0	0	6
Johnson (G)	37	3-7	1-4	4-4	3	2	0	1	3	0	11
Wright	2	0-0	0-0	1-2	0	0	0	0	0	0	1
Pattillo	9	0-0	0-0	1-2	2	1	0	0	0	0	1
Warren	32	3-7	2-4	3-6	1	3	5	2	0	0	11
Davis	18	1-2	0-1	0-0	3	1	2	0	1	0	2
Totals	200	27-47	5-17	23-35	38	18	12	15	6	3	82
		(.574)	(.294)	(.657)							

Officials: Rick Hartzell, Mike Thibodeaux, Brad Ferrie

Technical: None; Attendance: 12,483; Halftime: OU 42, Oklahoma State 36

Notes: Oklahoma posted its third regular season series sweep of Oklahoma State in the last four years on Senior Day for Taylor Griffin, Austin Johnson and Omar Leary ... Blake Griffin also played his final game at Lloyd Noble Center and tallied 33 points (12-for-15 field goal shooting) and 14 rebounds ... Blake Griffin's 14 boards gave him the Big 12 single-season record ... Taylor Griffin recorded 15 points and seven rebounds while Johnson and Willie Warren chipped in with 11 points each ... OU shot .574 from the field and posted a 38-29 rebounding advantage ... OSU's James Anderson scored a career-high 37 points (tied as the most ever by a Cowboy against OU).

► GAME 32: OKLAHOMA STATE 71, OU 70

March 12, 2009 • Oklahoma City, Okla. • Ford Center • Big 12 Championship • Big 12 Network

OKLAHOMA STATE	MP	FG	3FG	FT	R	F	A	TO	B	S	TP
Moses (F)	8	0-2	0-0	0-0	1	5	0	2	0	0	0
Eaton (G)	32	6-12	0-0	4-5	2	2	7	1	0	3	16
Harris (G)	33	5-12	3-5	0-0	3	2	3	2	1	1	13
Page (G)	36	4-11	4-10	3-4	2	2	1	0	0	1	15
Anderson (G)	30	4-9	1-4	2-3	8	4	1	1	0	2	11
Muonelo	28	4-11	1-6	3-4	7	4	0	2	0	2	12
Brown	29	2-2	0-0	0-0	4	3	0	2	0	0	4
Kirkland	4	0-1	0-0	0-0	1	0	0	0	0	0	0
Totals	200	25-60	9-25	12-16	29	22	12	10	1	9	71
		(.417)	(.360)	(.750)							

OKLAHOMA	MP	FG	3FG	FT	R	F	A	TO	B	S	TP
Griffin, B. (F)	38	6-9	0-1	5-8	19	3	0	5	0	0	17
Griffin, T. (F)	19	3-6	0-1	0-0	4	2	0	3	1	1	6
Crocker (G)	28	3-9	1-5	2-2	2	3	3	1	0	0	9
Warren (G)	30	5-11	2-6	1-1	4	4	2	4	0	1	13
Johnson (G)	38	3-6	0-3	7-8	4	1	3	2	0	2	13
Leary	14	1-3	0-2	1-2	0	1	0	0	0	0	3
Pattillo	22	3-6	0-0	1-1	2	3	0	2	2	0	7
Davis	11	1-2	0-1	0-0	2	1	0	2	0	0	2
Totals	200	25-52	3-19	17-22	39	18	8	19	3	4	70
		(.481)	(.158)	(.773)							

Officials: Curtis Shaw, John Higgins, Terry Moore

Technical: OSU - Moses; Attendance: 16,787; Halftime: OU 34, Oklahoma State 33

GAME RECAPS

THE REVIEW

▶ GAME 33: OU 82, MORGAN STATE 54

March 19, 2009 • Kansas City, Mo. • Sprint Center • NCAA Tournament First Round • CBS

MORGAN STATE	MP	FG	3FG	FT	R	F	A	TO	B	S	TP
Kately (F)	35	4-15	0-2	3-6	9	2	0	3	1	0	11
Stokes (F)	16	4-4	0-0	1-2	2	3	0	0	0	0	9
Bolden (G)	34	0-6	0-1	0-0	2	2	4	1	0	1	0
Holmes (G)	36	5-21	4-13	0-0	5	3	1	1	0	4	14
Barnes (G)	32	4-15	1-4	0-0	5	3	3	1	0	1	9
Thomas, D.	3	0-0	0-0	0-0	0	1	1	0	0	0	0
Myles	2	0-2	0-1	0-0	0	1	1	0	0	0	0
Thomas, S.	2	2-2	1-1	0-0	0	0	0	0	0	0	0
Smith	6	1-3	0-1	0-0	4	0	0	0	0	0	2
Thompson	17	1-6	0-0	0-0	4	4	0	1	0	0	2
Ali	13	1-2	0-0	0-0	1	3	0	0	0	0	2
Long	2	0-1	0-0	0-0	1	1	0	0	0	0	0
Foote	2	0-0	0-0	0-0	0	1	0	0	0	0	0
Totals	200	22-77	6-23	4-8	36	24	10	7	1	6	54

(.285) (.260) (.500)

OKLAHOMA	MP	FG	3FG	FT	R	F	A	TO	B	S	TP
Griffin, B. (F)	31	11-12	0-0	6-10	13	2	2	3	1	0	28
Griffin, T. (F)	28	7-8	1-1	3-5	5	2	1	4	0	4	18
Crocker (G)	28	2-6	0-2	0-0	5	2	2	2	1	0	4
Warren (G)	33	5-9	2-5	4-5	4	1	4	2	0	0	16
Johnson (G)	27	1-2	1-2	4-4	3	0	5	3	1	1	7
Wright	3	0-1	0-0	0-0	0	0	0	0	2	0	0
Franklin	1	0-0	0-0	0-4	1	0	0	0	0	0	0
Leary	16	0-2	0-0	0-0	3	1	1	1	0	0	0
Pattillo	13	2-4	0-0	0-0	4	0	0	0	0	0	4
Allen	6	1-2	0-0	0-0	1	1	0	0	1	0	2
Davis	10	0-1	1-2	1-2	0	1	0	0	0	0	1
Willis	2	0-1	0-1	0-0	1	1	0	0	0	0	0
Gerber	2	0-0	0-0	2-2	1	0	0	0	0	0	2
Totals	200	29-48	4-12	20-32	45	11	15	15	6	5	82

(.604) (.333) (.625)

Officials: Gerry Pollard, Anthony Jordan, Michael Greenstein
Technical: None; **Attendance:** 17,398; **Halftime:** OU 40, Morgan State 21

Notes: No. 2 seed OU shot a season-high .604 from the field and held No. 15 seed Morgan State to an opponent-season-low .285 performance in the first round of the NCAA Tournament ... Blake (28) and Taylor Griffin (18) combined for 46 points on 18-for-20 field goal shooting ... Blake Griffin added 13 rebounds and became OU's single-season leader in free throw attempts.

▶ GAME 34: OU 73, MICHIGAN 63

March 21, 2009 • Kansas City, Mo. • Sprint Center • NCAA Tournament Second Round • CBS

MICHIGAN	MP	FG	3FG	FT	R	F	A	TO	B	S	TP
Simms (F)	26	6-11	1-1	1-1	6	4	1	4	0	1	14
Novak (G)	23	1-5	1-4	0-0	4	4	0	2	0	0	3
Douglass (G)	30	2-10	1-7	0-1	5	2	2	2	0	0	5
Lee (G)	26	3-6	2-4	3-3	4	5	2	1	0	0	11
Harris (G)	21	3-9	1-3	4-4	2	5	3	2	0	1	11
Wright	25	5-7	3-4	1-2	3	0	1	1	0	1	14
Merritt	14	0-2	0-1	0-0	1	2	2	0	0	0	0
Shepherd	11	0-2	0-0	0-0	0	0	0	1	0	1	0
Puls	0+	0-0	0-0	0-0	0	0	0	0	0	0	0
Lucas-Perry	9	0-0	0-0	0-0	3	0	1	0	0	0	0
Gibson	14	2-4	1-3	0-0	3	1	0	1	1	1	5
Grady	1	0-0	0-0	0-0	0	0	0	0	0	0	0
Totals	200	22-56	10-27	9-11	34	24	12	14	1	5	63

(.392) (.370) (.818)

OKLAHOMA	MP	FG	3FG	FT	R	F	A	TO	B	S	TP
Griffin, B. (F)	39	14-20	0-0	5-10	17	3	3	3	1	1	33
Griffin, T. (F)	38	2-6	0-0	3-4	7	1	1	3	2	2	7
Crocker (G)	29	0-4	0-4	4-4	2	4	6	1	0	1	4
Warren (G)	36	5-10	3-7	3-5	1	2	4	1	0	0	16
Johnson (G)	40	4-8	3-6	1-2	5	0	1	1	1	1	12
Wright	1	0-0	0-0	0-0	0	0	0	0	0	0	0
Franklin	0+	0-0	0-0	0-0	0	0	0	0	0	0	0
Leary	12	0-2	0-2	0-0	1	3	1	0	0	0	0
Pattillo	2	0-1	0-0	0-0	1	1	0	1	0	0	0
Allen	0+	0-0	0-0	0-0	0	1	0	0	0	0	0
Davis	3	0-0	0-1	1-2	1	0	0	0	0	0	1
Totals	200	25-51	6-19	17-27	35	13	18	11	4	5	73

(.490) (.316) (.630)

Officials: Tom Eades, Anthony Jordan, Gerry Pollard
Technical: Michigan – Bench; **Attendance:** 18,247; **Halftime:** OU 30, Michigan 29

Notes: Blake Griffin became the first player since 2003 to record at least 30 points and 15 rebounds in an NCAA Tournament game (he finished with 33 and 17) ... His 14 field goals and 17 boards tied OU NCAA Tournament records and his 33 points ranked as fifth most in school tourney history ... The Sooners improved to 1-2 against Michigan (No. 10 seed).

▶ GAME 35: OU 84, SYRACUSE 71

March 27, 2009 • Memphis, Tenn. • FedExForum • NCAA Tournament Regional Semifinal • CBS

SYRACUSE	MP	FG	3FG	FT	R	F	A	TO	B	S	TP
Jackson (F)	31	4-5	0-0	0-2	3	1	0	5	1	2	8
Harris (F)	24	1-5	0-1	4-4	6	0	1	1	0	0	6
Onuaku (C)	24	3-4	0-0	1-2	6	2	0	4	1	0	7
Flynn (G)	39	9-16	1-4	3-3	2	1	6	5	0	0	22
Devendorf (G)	35	3-12	2-7	0-0	2	2	2	2	0	4	8
Rautins	28	4-12	3-10	1-1	2	1	2	0	0	3	12
Thomas	1	1-3	0-1	0-1	1	0	0	0	0	0	2
Presutti	1	0-0	0-0	0-0	0	0	0	0	0	0	0
Ongenaet	7	0-0	0-0	0-0	2	2	1	1	0	0	0
Reese	1	0-0	0-0	0-0	1	0	1	0	0	0	0
Joseph	8	2-3	1-1	1-1	1	1	0	0	0	1	6
Williams	1	0-0	0-0	0-0	0	0	0	0	0	0	0
Totals	200	27-60	7-24	10-14	29	10	13	18	2	10	71

(.450) (.292) (.714)

OKLAHOMA	MP	FG	3FG	FT	R	F	A	TO	B	S	TP
Griffin, B. (F)	33	12-15	0-0	6-10	14	2	3	1	0	1	30
Griffin, T. (F)	37	4-8	0-0	1-2	5	3	3	1	0	3	9
Crocker (G)	37	9-17	6-11	4-6	3	0	2	2	1	3	28
Warren (G)	36	2-7	2-5	0-0	4	1	5	5	0	1	6
Johnson (G)	38	4-8	1-2	0-0	5	3	6	4	1	3	9
Wright	2	0-0	0-0	0-0	0	2	0	0	0	0	0
Franklin	1	0-0	0-0	0-0	0	0	0	2	0	0	0
Pattillo	2	0-0	0-0	0-0	1	0	0	2	0	0	0
Allen	5	0-0	0-0	0-0	2	1	0	0	1	0	0
Davis	7	1-3	0-2	0-0	0	2	0	1	0	0	2
Willis	1	0-1	0-1	0-0	0	0	0	0	0	0	0
Gerber	1	0-0	0-0	0-0	1	0	0	0	0	0	0
Totals	200	32-59	9-21	11-18	36	14	19	18	3	11	84

(.542) (.429) (.611)

Officials: Dick Cartmell, Paul Janssen, Gary Maxwell
Technical: None; **Attendance:** 17,103; **Halftime:** OU 39, Syracuse 26

Notes: Blake Griffin had 30 points and 14 rebounds and Tony Crocker scored a career-high 28 points as OU beat No. 3 seed Syracuse to advance to its seventh Elite Eight ... Griffin was 12-for-15 from the field while Crocker was 6-for-11 from 3-point range ... Griffin set a Big 12 single-season record with his 29th double-double ... Crocker had gone 1-for-15 from long distance over the previous five outings ... The Sooners used an 11-2 run at the end of the first half and a 17-3 start to the second to take a 56-29 lead (Syracuse's largest deficit of the season).

▶ GAME 36: NORTH CAROLINA 72, OU 60

March 29, 2009 • Memphis, Tenn. • FedExForum • NCAA Tournament Regional Final • CBS

OKLAHOMA	MP	FG	3FG	FT	R	F	A	TO	B	S	TP
Griffin, B. (F)	38	9-12	0-0	5-8	16	4	1	3	0	0	23
Griffin, T. (F)	37	2-6	0-1	0-0	2	5	0	3	0	0	4
Crocker (G)	25	2-8	0-5	0-0	1	3	1	1	0	3	4
Warren (G)	36	6-16	2-9	4-4	1	1	3	4	0	1	18
Johnson (G)	29	1-5	0-2	0-0	1	4	3	2	0	1	2
Leary	5	0-1	0-1	0-0	0	1	1	0	0	0	0
Pattillo	24	4-5	0-0	1-4	6	1	0	2	0	1	9
Allen	2	0-0	0-0	0-0	0	0	0	0	0	0	0
Davis	4	0-1	0-1	0-0	0	1	0	0	0	0	0
Totals	200	24-54	2-19	10-16	31	20	9	16	0	6	60

(.444) (.105) (.625)

NORTH CAROLINA	MP	FG	3FG	FT	R	F	A	TO	B	S	TP
Thompson (F)	26	5-9	0-0	0-0	1	3	2	2	0	1	10
Hansbrough (F)	26	2-4	0-0	4-4	6	2	3	2	0	2	8